

# 2026 Tundra CrewMax Cab Gas

Explore

 Build & Price

MODELS



CrewMax SR

- PACKAGE
- Standard Package
- SR5
  - TRD Off Road
  - TRD Rally Package



CrewMax SR5 L

- PACKAGE
- Standard Package
- TRD Off Road
  - TRD Off Road with Tow Mirrors



CrewMax Limited

- PACKAGE
- Limited Nightshade
- Limited TRD Off Road



CrewMax Limited L

- PACKAGE
- Limited Nightshade
- Limited TRD Off Road



CrewMax Platinum










- PACKAGE
- Standard Package
- Platinum with Towing Mirrors
  - 1794
  - 1794 with Towing Mirrors









CrewMax Platinum L

- PACKAGE
- Standard Package
- Platinum with Towing Mirrors
  - 1794
  - 1794 with Towing Mirrors

AVAILABLE EXTERIOR COLOURS

-  Blueprint
-  Wind Chill Pearl
-  White
-  Supersonic Red
-  Celestial Silver Metallic
-  Mudbath
-  Lunar Rock
-  Magnetic Grey Metallic
-  Midnight Black Metallic

AVAILABLE INTERIOR COLOURS

-  Black Leather
-  Black Leather
-  Black Softex
-  Black Cloth
-  Saddle Tan Leather
-  Black Cloth



# 2026 Tundra CrewMax Cab Gas

Explore

 Build & Price

OPTIONAL PACKAGES

## TUNDRA CREWMAX SR

TRD RALLY PACKAGE

- Black Dual Exhaust w/ TRD logo
  - Remove: "4x4" Tailgate Badge
  - Trailer Brake Controller
  - Multi-Terrain Select
  - Wheel Lock Set
- Heated Front Seats
  - TRD Heated Steering Wheel
  - TRD Leather Wrapped Shift Knob
  - Front Windshield Acoustic Glass
  - Blind Spot Monitoring with RCTA
- Remove: "Tundra" Door Badge
  - Heritage Tri-colour (X4) Graphics
  - DAC (Downhill Assist Control)
  - 265/70R18
  - 14" Toyota Multimedia w/ Service/Safety Connect (up to 10yr trial),Remote Con.(3yr trial), Drive Con. capable (Sub. Required)
  - 8-way Power Adjustable Driver and Passenger Seats
  - Yellow Console Box Stitching
  - Yellow Door Stitching
  - Multi-Terrain Monitor (MTM)
- Remove: "SR5" Door Badge
  - LED Fog Lamps
  - Locking Rear Differential
  - 18" Off Road Alloy Wheels
  - Dual-zone Automatic Climate Control
  - Yellow & Orange Seat Stitching
  - Leather Wrapped Shift Knob
  - Front Windshield Acoustic Glass
  - Intuitive Parking Assist with Auto Braking

SR5

- Active Front Spoiler
  - Trailer Brake Controller
  - Wheel Lock Set
  - 8-way Power Adjustable Driver and Passenger Seats
  - Leather Wrapped Shift Knob
  - Drive Mode Select (Sport, Eco and Normal Modes)
- Active Grille Shutters
  - 265/70R18
  - Dual-zone Automatic Climate Control
  - 2-way Power Adjustable Driver and Passenger Lumbar Support
  - Front Windshield Acoustic Glass
- LED Fog Lamps
  - 18" Alloy Wheels
  - Heated Front Seats
  - Heated Leather Wrapped Steering Wheel
  - Front Windshield Acoustic Glass

TRD OFF ROAD

- TRD Front Grille
  - Trailer Brake Controller
  - Multi-Terrain Select
  - Wheel Lock Set
  - 8-way Power Adjustable Driver and Passenger Seats
  - Leather Wrapped Shift Knob
  - Front Windshield Acoustic Glass
  - Intuitive Parking Assist with Auto Braking
- Active Grille Shutters
  - DAC (Downhill Assist Control)
  - 265/70R18
  - Dual-zone Automatic Climate Control
  - 2-way Power Adjustable Driver and Passenger Lumbar Support
  - TRD Leather Wrapped Shift Knob
  - Drive Mode Select (Sport, Eco and Normal Modes)
  - Blind Spot Monitoring with RCTA
- LED Fog Lamps
  - Locking Rear Differential
  - 18" Off Road Alloy Wheels
  - Heated Front Seats
  - TRD Heated Steering Wheel
  - Front Windshield Acoustic Glass
  - TRD Off Road Shock Absorbers

## TUNDRA CREWMAX SR5 L

TRD OFF ROAD

- TRD Front Grille
  - Locking Rear Differential
  - 18" Off Road Alloy Wheels
  - TRD Off Road Shock Absorbers
- Remove: Active Front Spoiler
  - Multi-Terrain Select
  - TRD Heated Steering Wheel
  - Intuitive Parking Assist with Auto Braking
- DAC (Downhill Assist Control)
  - Crawl Control (CRAWL)
  - TRD Leather Wrapped Shift Knob
  - Blind Spot Monitoring with RCTA

TRD OFF ROAD WITH TOW MIRRORS

- TRD Front Grille
  - DAC (Downhill Assist Control)
  - Crawl Control (CRAWL)
  - TRD Leather Wrapped Shift Knob
  - Blind Spot Monitoring with RCTA
- Remove: Active Front Spoiler
  - Locking Rear Differential
  - 18" Off Road Alloy Wheels
  - TRD Off Road Shock Absorbers
- Power Extendable/Folding Towing Mirrors
  - Multi-Terrain Select
  - TRD Heated Steering Wheel
  - Intuitive Parking Assist with Auto Braking

# 2026 Tundra CrewMax Cab Gas

Explore

 Build & Price

## TUNDRA CREWMAX LIMITED

### LIMITED TRD OFF ROAD

- TRD Front Grille
  - Locking Rear Differential
  - 20" TRD Off-road Matte Black Alloy Wheels
  - Multi-Terrain Monitor (MTM)
- Remove: Active Front Spoiler
  - Multi-Terrain Select
  - TRD Heated Steering Wheel
- DAC (Downhill Assist Control)
  - Crawl Control (CRAWL)
  - TRD Off Road Shock Absorbers

## TUNDRA CREWMAX LIMITED L

### LIMITED TRD OFF ROAD

- TRD Front Grille
  - Locking Rear Differential
  - 20" TRD Off-road Matte Black Alloy Wheels
  - Multi-Terrain Monitor (MTM)
- Remove: Active Front Spoiler
  - Multi-Terrain Select
  - TRD Heated Steering Wheel
- DAC (Downhill Assist Control)
  - Crawl Control (CRAWL)
  - TRD Off Road Shock Absorbers

## TUNDRA CREWMAX PLATINUM

### 1794 WITH TOWING MIRRORS

- Power Extendable/Folding Towing Mirrors
- 20" Machine-finished Alloy Wheels

### 1794

- 20" Machine-finished Alloy Wheels

### PLATINUM WITH TOWING MIRRORS

- Power Extendable/Folding Towing Mirrors

## TUNDRA CREWMAX PLATINUM L

### 1794 WITH TOWING MIRRORS

- Power Extendable/Folding Towing Mirrors
- 20" Machine-finished Alloy Wheels

### 1794

- 20" Machine-finished Alloy Wheels

### PLATINUM WITH TOWING MIRRORS

- Power Extendable/Folding Towing Mirrors

# 2026 Tundra CrewMax Cab Gas

Explore

 Build & Price

STANDARD SPECIFICATIONS

● Standard — Not Available ^ Available

CrewMax SR   CrewMax SR5 L   CrewMax Limited   CrewMax Limited L   CrewMax Platinum   CrewMax Platinum L

EXTERIOR

EXTERIOR

Black Mud Guards	●	●	●	●	●	●
TRD Front Grille	^	^	^	^	-	-
Active Grille Shutters	^	●	●	●	●	●
Hitch Plug	●	●	●	●	●	●
Ball Mount	●	●	●	●	●	●
Trailer Ball	●	●	●	●	●	●
Active Front Spoiler	^	●	●	●	●	●
Black Dual Exhaust w/ TRD logo	^	-	-	-	-	-
Remove: "Tundra" Door Badge	^	-	-	-	-	-
Remove: "SR5" Door Badge	^	-	-	-	-	-
Remove: "4x4" Tailgate Badge	^	-	-	-	-	-
Heritage Tri-colour (X4) Graphics	^	-	-	-	-	-
Remove: Active Front Spoiler	-	^	^	^	-	-
Panoramic Moonroof	-	-	●	●	●	●
Power Tailgate & Bump Switch	-	-	●	●	●	●
Emblem Cover	-	-	●	●	-	-
MIC Black Grille, Overfender, Rear Bumper	-	-	●	●	-	-
Body Colour Grille Surround	-	-	●	●	-	-
Gloss Black Belt Moulding, Exterior Door Handle and Tailgate Handle	-	-	●	●	-	-
Semi Black 4x4 Badge and Name Badge	-	-	●	●	-	-
Chrome grille and exterior accents	-	-	-	-	●	●

EXTERIOR LIGHTING

LED Fog Lamps	^	●	●	●	●	●
LED Daytime Running Lights	●	●	●	●	●	●
Headlamps with Manual Level Control	●	●	●	●	-	-
Bi-Beam LED Headlamps	●	●	●	●	-	-
Auto Leveling Headlamp System	-	-	-	-	●	●
Premium Triple-Beam LED Headlamps	-	-	-	-	●	●

MECHANICAL FEATURES














Trailer Brake Controller	^	●	●	●	●	●
Hill-start Assist Control (HAC)	●	●	●	●	●	●
Part-Time 4WD	●	●	●	●	●	●
DAC (Downhill Assist Control)	^	^	^	^	-	-

# 2026 Tundra CrewMax Cab Gas












Explore

 Build & Price




















## STANDARD SPECIFICATIONS

 Standard  Not Available  Available	CrewMax SR	CrewMax SR5 L	CrewMax Limited	CrewMax Limited L	CrewMax Platinum	CrewMax Platinum L
Locking Rear Differential					-	-
Multi-Terrain Select					-	-
Crawl Control (CRAWL)	-				-	-













## TIRES

Full Size Spare Tire						
265/70R18			-	-	-	-
P245/75R18		-	-	-	-	-
265/60R20	-	-				


## WHEELS

18" Off Road Alloy Wheels			-	-	-	-
Wheel Lock Set						
18" Alloy Wheels			-	-	-	-
18" Styled Steel Wheels		-	-	-	-	-
20" TRD Off-road Matte Black Alloy Wheels	-	-			-	-
20" Black Alloy Wheels	-	-			-	-
20" Dark-gray Painted Alloy Wheels	-	-	-	-		
20" Machine-finished Alloy Wheels	-	-	-	-		

## WIPERS

Windshield Wiper Deicer						
Variable Intermittent Wipers					-	-
Rain Sensing Wipers	-	-	-	-		

## EXTERIOR MIRRORS



















Power-Adjustable Heated Exterior Mirrors						
Power Extendable/Folding Towing Mirrors	-		-	-		
Power Folding Mirrors	-	-				
Memory Mirrors	-	-				
Electrochromic Driver's Side View Mirror	-	-				

## INFOTAINMENT

### AUDIO

USB Input/Charging Port						
-------------------------	---	---	---	---	---	---

### TOYOTA MULTIMEDIA

Wireless Apple CarPlay Compatibility						
Wireless Android Auto Compatibility						
Bluetooth Capability						

# 2026 Tundra CrewMax Cab Gas

Explore














 Build & Price

## STANDARD SPECIFICATIONS

 Standard  Not Available  Available	CrewMax SR	CrewMax SR5 L	CrewMax Limited	CrewMax Limited L	CrewMax Platinum	CrewMax Platinum L
Toyota Assistant						
9 Speakers					-	-
HD Radio						
SiriusXM Audio						
8" Toyota Multimedia w/ Service/Safety Connect (up to 10yr trial), Remote Con.(3yr trial), Drive Con. capable (Sub. Required)			-	-	-	-
14" Toyota Multimedia w/ Service/Safety Connect (up to 10yr trial),Remote Con.(3yr trial), Drive Con. capable (Sub. Required)		-	-	-	-	-
14" Toyota Multimedia w/ Service/Safety Connect (up to 10yr trial), Remote/Drive Connect (3yr trial)	-	-				
12 Speaker JBL Audio System	-	-	-	-		

## INTERIOR






### CLIMATE CONTROL

Rear Passenger Vents						
Dual-zone Automatic Climate Control						
Single-zone Automatic Climate Control		-	-	-	-	-

### FLOORING

Carpet Floor Mats						
All Season Floor Mats						


























### INSTRUMENTATION

Oil Pressure Gauge						
Voltmeter						
4.2-in. colour TFT Multi Information Display			-	-	-	-
12.3" Digital Gauge Cluster	-	-				
Head-Up Display	-	-	-	-		

### INTERIOR LIGHTING

Illuminated Entry						
Ambient Lighting	-	-	-	-		

### SEATS

Fabric Seats			-	-	-	-
Heated Front Seats						
8-way Power Adjustable Driver and Passenger Seats					-	-
2-way Power Adjustable Driver and Passenger Lumbar Support					-	-
Yellow & Orange Seat Stitching		-	-	-	-	-
Leather Seats	-	-				
Ventilated Front Seats	-	-				

# 2026 Tundra CrewMax Cab Gas

















Explore

 Build & Price
















## STANDARD SPECIFICATIONS

 Standard  Not Available  Available	CrewMax SR	CrewMax SR5 L	CrewMax Limited	CrewMax Limited L	CrewMax Platinum	CrewMax Platinum L
Driver Seat Memory System	-	-				
Heated Rear Seats	-	-	-	-		
Ventilated Rear Seats	-	-	-	-		
4-way Power Adjustable Driver and Passenger Lumbar Support	-	-	-	-		
10-way Power Adjustable Driver Seat, 8-way Power Adjustable Passenger Seat	-	-	-	-		
Front Massage Seats (Driver & Passenger)	-	-	-	-		














## STEERING WHEEL

Tilt & Telescopic Steering Wheel					-	-
TRD Heated Steering Wheel					-	-
Heated Leather Wrapped Steering Wheel						
Power Tilt & Telescopic Steering Wheel	-	-	-	-		







## TRIM

Leather Wrapped Shift Knob						
Silver Inside Door Handle						
TRD Leather Wrapped Shift Knob			-	-	-	-
Yellow Door Stitching		-	-	-	-	-

## WINDOWS

Electric Rear Window Defroster						
Power Vertical Sliding Rear Window						
Front Windshield Acoustic Glass						
Power Windows with Driver Side Auto Up / Down						
Rear Side Window Privacy Glass						

## INTERIOR MIRRORS


Day and Night Mechanical Rear View Mirror			-	-	-	-
Auto-Dimming Rearview Mirror with Garage Door Opener	-	-			-	-
Digital Display Rear View Mirror with Garage Door Opener	-	-	-	-		

## STORAGE

Yellow Console Box Stitching		-	-	-	-	-
------------------------------	---	---	---	---	---	---

## POWERTRAIN & MECHANICAL

### BRAKES

Electric Parking Brake (EPB)						
------------------------------	---	---	---	---	---	---

### ENGINE

Intercooled						
-------------	---	---	---	---	---	---

# 2026 Tundra CrewMax Cab Gas

Explore

 Build & Price

## STANDARD SPECIFICATIONS

● Standard — Not Available ^ Available	CrewMax SR	CrewMax SR5 L	CrewMax Limited	CrewMax Limited L	CrewMax Platinum	CrewMax Platinum L
Stop and Start Engine System (S&S)	●	●	●	●	●	●
3.4 Litre Twin Turbo V6	●	●	●	●	●	●
Active Noise Control	-	-	-	-	●	●

## MECHANICAL FEATURES

Drive Mode Select (Sport, Eco and Normal Modes)	^	●	●	●	●	●
Tow Package - Heavy Duty Tow Hitch Receiver	●	●	●	●	●	●
Trailer Backup Guide w/ Straight Path Assist	-	-	-	-	●	●

## SUSPENSION

Rear Coil Springs	●	●	●	●	●	●
Independent Front Suspension	●	●	●	●	●	●
TRD Off Road Shock Absorbers	^	^	^	^	-	-

## TRANSMISSION

10-speed Direct Shift Automatic Transmission	●	●	●	●	●	●
--	---	---	---	---	---	---

## TRUCK BED

Side Rail with Four Adjustable Tie Down Cleats	●	●	●	●	●	●
Header rail	●	●	●	●	●	●
400 Watt (120V) Cargo Bed Power Outlet	-	-	●	●	●	●

## SAFETY & CONVENIENCE

### CONVENIENCE

Power Door Locks	●	●	●	●	●	●
12Volt Accessory Power Outlet	●	●	●	●	●	●
Smart Key w/Push Button Start + Tailgate	●	●	●	●	●	●
Wireless Charger	-	-	●	●	●	●
Trailer Backup Guide w/ Straight Path Assist	-	-	-	-	●	●

### SAFETY

Roll-Sensing Front Head/Side Curtain Airbags	●	●	●	●	●	●
Child Protector Rear Door Locks	●	●	●	●	●	●
Front Seat Side Airbags	●	●	●	●	●	●
Driver and Front Passenger Knee Airbags	●	●	●	●	●	●
Driver & Passenger Airbag Supplemental Restraint System (SRS)	●	●	●	●	●	●
Driver & Passenger Side B-Pillar Assist Grip, Passenger Side A-Pillar Assist Grip	●	●	●	●	●	●
Backup Camera with Back Guide Monitor (BGM)	●	●	●	●	-	-
Intuitive Parking Assist with Auto Braking	^	^	●	●	●	●



# 2026 Tundra CrewMax Cab Gas

Explore

 Build & Price

## STANDARD SPECIFICATIONS

● Standard — Not Available ^ Available	CrewMax SR	CrewMax SR5 L	CrewMax Limited	CrewMax Limited L	CrewMax Platinum	CrewMax Platinum L
Blind Spot Monitoring with RCTA	^	^	●	●	●	●
Multi-Terrain Monitor (MTM)	^	-	^	^	-	-
Panoramic View Monitor (PVM)	-	-	-	-	●	●

## SECURITY

Anti-Theft Alarm System	●	●	●	●	●	●
-------------------------	---	---	---	---	---	---

## STAR SAFETY SYSTEM

Star Safety System: Smart Stop Technology (SST)	●	●	●	●	●	●
Star Safety System: Vehicle Stability Control (VSC)	●	●	●	●	●	●
Star Safety System: Anti-lock Brake System (ABS)	●	●	●	●	●	●
Star Safety System: Traction Control (TRAC)	●	●	●	●	●	●
Star Safety System: Electronic Brake Force Distribution (EBD)	●	●	●	●	●	●
Star Safety System: Brake Assist (BA)	●	●	●	●	●	●

## TOYOTA SAFETY SENSE 2.5

Automatic High Beam (AHB)	●	●	●	●	●	●
Sway Warning System	●	●	●	●	●	●
Lane Tracing Assist	●	●	●	●	●	●
Lane Departure Alert with Steering Assist	●	●	●	●	●	●
Dynamic Radar Cruise Control (DRCC)	●	●	●	●	●	●
Left Turn Oncoming Vehicle Detection/Braking	●	●	●	●	●	●
Right/Left Turn Oncoming Pedestrian Detection /Braking	●	●	●	●	●	●
Pre-Collision System (PCS)	●	●	●	●	●	●

## WARNING

Low Washer Fluid Warning	●	●	●	●	●	●
Tire Pressure Monitoring System with Auto Location	●	●	●	●	●	●

## DIMENSIONS

### DIMENSIONS

Transmission	Automatic	Automatic	Automatic	Automatic	Automatic	Automatic
Drivetrain	4WD	4WD	4WD	4WD	4WD	4WD
Number Cylinders	6	6	6	6	6	6
Body Type	PU	PU	PU	PU	PU	PU
Horsepower (kW)	358 (267)	389 (290)	389 (290)	389 (290)	389 (290)	389 (290)
Fuel Capacity litres (gal.)	122 (32)	122 (32)	122 (32)	122 (32)	122 (32)	122 (32)
Fuel Consumption - City/Highway/Combined L /100km	13.7/10.8/12.4	13.5/10.6/12.2	13.5/10.6/12.2	13.5/10.6/12.2	13.5/10.6/12.2	13.5/10.6/12.2
Fuel Consumption - City/Highway/Combined mpg	21/26/23	21/27/23	21/27/23	21/27/23	21/27/23	21/27/23

# 2026 Tundra CrewMax Cab Gas

Explore

 Build & Price

STANDARD SPECIFICATIONS						
● Standard — Not Available ^ Available	CrewMax SR	CrewMax SR5 L	CrewMax Limited	CrewMax Limited L	CrewMax Platinum	CrewMax Platinum L
Length mm (in.)	5932 (233.5)	6237 (245.5)	5932 (233.5)	6237 (245.5)	5932 (233.5)	6237 (245.5)
Width mm (in.)	2032 (80)	2032 (80)	2030 (79.9)	2032 (80)	2032 (80)	2032 (80)
Height mm (in.)	1984 (78.1)	1984 (78.1)	1982 (78)	1977 (77.8)	1984 (78.1)	1977 (77.8)
Wheelbase mm (in.)	3700 (145.6)	4005 (157.7)	3700 (145.6)	4005 (157.7)	3700 (145.6)	4005 (157.7)
Ground Clearance mm (in.)	279 (11)	277 (10.9)	279 (11)	277 (10.9)	277 (10.9)	274 (10.8)
Seating Capacity	5	5	5	5	5	5
Front Headroom mm (in.)	1042 (41)	1042 (41)	1042 (41)	1042 (41)	1042 (41)	1042 (41)
Rear Headroom mm (in.)	978 (38.5)	978 (38.5)	978 (38.5)	978 (38.5)	978 (38.5)	978 (38.5)
Front Legroom mm (in.)	1047 (41.2)	1047 (41.2)	1047 (41.2)	1047 (41.2)	1047 (41.2)	1047 (41.2)
Rear Legroom mm (in.)	1057 (41.6)	1057 (41.6)	1057 (41.6)	1057 (41.6)	1057 (41.6)	1057 (41.6)
Front Shoulder Room mm (in.)	1651 (65)	1651 (65)	1651 (65)	1651 (65)	1651 (65)	1651 (65)
Rear Shoulder Room mm (in.)	1585 (62.4)	1585 (62.4)	1585 (62.4)	1585 (62.4)	1585 (62.4)	1585 (62.4)
Cargo Bed Length	1677 (66)	1982 (78)	1677 (66)	1982 (78)	1677 (66)	1982 (78)
Gross Vehicle Weight kg (lbs)	3270.4 (7210)	3330 (7341.4)	3280 (7231.2)	3340 (7363.4)	3300 (7275.2)	3345 (7374.5)
Towing Capacity kg (lbs.)†	3760 (8289)	4990 (11001)	5040 (11111)	4975 (10968)	5010 (11045)	4930 (10869)
Payload (GVWR-curb weight) kg (lbs.)*	775 (1709)	770 (1698)	745 (1642)	740 (1631)	700 (1543)	700 (1543)
Base Curb Weight kg (lbs.)	2495 (5500.5)	2560 (5643.8)	2535 (5588.7)	2600 (5732)	2600 (5732)	2645 (5831.2)
Approach Angle (Degrees)	23	23	23	23	23	23
Departure Angle (Degrees)	17	17	17	17	17	17
Number of Tires	5	5	5	5	5	5
Front Tread mm (in.)	1738 (68.4)	1738 (68.4)	1738 (68.4)	1738 (68.4)	1730 (68.1)	1730 (68.1)
Rear Tread mm (in.)	1738 (68.4)	1738 (68.4)	1738 (68.4)	1738 (68.4)	1734 (68.3)	1734 (68.3)
Total Torque (lb-ft)	406	479	479	479	479	479
Airbags	8	8	8	8	8	8

# 2026 Tundra CrewMax Cab Gas

Explore

 Build & Price

IMPORTANT PRODUCT INFORMATION

This page contains information and product warnings for a wide variety of specifications, not all of which will be specifications that come with your selected vehicle. Global supply issues affecting the automotive manufacturing industry are causing new vehicle delivery delays and inventory of some vehicles may be limited. Please contact your local Toyota dealer for information about availability of your preferred Toyota vehicle.

\* Payload Capacity is the calculation of GVWR minus curb weight and should be used for comparison purposes only. The maximum amount of passenger and cargo weight your vehicle can carry is the Load Carrying Capacity indicated on the label(s) on the driver's doorjamb.

\*\* Due to supply chain shortages, until further notice certain 2023 models equipped with the Digital Display Rear View Mirror will be built with the Auto-Dimming Mirror instead. Please reach out to a Toyota dealership for more details.

\*Soul Red Crystal and Soul Red are trademarks of Mazda Motor Corporation.

Connected Services (general mentions)

Driving while distracted can result in loss of vehicle control. Some features may be locked out while the vehicle is in gear. To reduce risk of accident while driving, exercise care when using the systems (even with the voice commands) and obey all local laws concerning use of the systems while driving (as some laws prohibit the use of electronic devices while operating a vehicle). Once the Connected Services by Toyota trial subscription expires, paid enrollment is required. Apple CarPlay, iPhone and Siri are trademarks of Apple Inc. Android Auto and Google Assistant are trademarks of Google LLC. A compatible customer phone pairing is required and customers are responsible for all data charges. Services are dependent upon connection to a compatible wireless network, provided by a third- party wireless service provider. Toyota is not responsible for cellular network discontinuance and will not provide compensation for reduced service availability.

Remote Connect. Use only if aware of circumstances surrounding vehicle and it is legal and safe to do so (e.g., do not remotely start engine if vehicle is in an enclosed space or vehicle is occupied by a child). Remote Connect depends on factors outside of Toyota' control, including an operative telematics device, a cellular connection, GPS signal, and the availability of a compatible wireless network, without which system functionality and availability may be limited or precluded. Digital Key also requires Bluetooth connectivity. Service may vary by vehicle and region. Requires app download and registration/subscription after trial (if applicable). Terms of Use apply. Data charges may apply. Remote start /stop not available on manual transmission-equipped vehicles. Services subject to change at any time without notice.

Safety Connect depends on factors outside of Toyota's control, including an operative telematics device, a cellular connection, GPS signal, and the availability of a compatible wireless network, without which system functionality and availability may be limited or precluded, including access to response center and emergency support. Stolen vehicle police report required to use Stolen Vehicle Locator. Automatic Collision Notification activates only in limited circumstances. Requires app download/registration and subscription after trial (if applicable). Service subject to change at any time without notice. Terms of Use apply. Service may vary by vehicle and region. See usage precautions and service limitations in Owner's Manual.

Drive Connect services not available in every city or roadway.

Service Connect information provided is based on the last time data was collected from the vehicle and is not real time data. Service Connect is not renewable as a stand-alone service and requires a subscription to any of Safety Connect, Remote Connect or Drive Connect upon trial expiration.

Birds Eye Camera: Cold weather and other environmental factors may limit system. Operates at low speed or when parked. Do not rely exclusively on the system as it is not intended to replace safe attentive operation of the vehicle. You should also look around outside your vehicle, over your shoulder and use your mirrors to confirm clearance.

Qi Wireless charging: Qi wireless charging may not be compatible with all mobile phones, MP3/WMA players and like models. When using the wireless charging system avoid placing metal objects between the wireless charger and the mobile device when charging is active. Doing so may cause metal objects to become hot and could cause burns.

Towing Capability: Before towing, confirm your vehicle and trailer are compatible, hooked up and loaded properly and that you have any necessary additional equipment. Do not exceed any Weight Ratings and follow all instructions in your Owner's Manual. The maximum you can tow depends on base curb weight plus the total weight of any cargo, occupants, and added vehicle equipment. "Added vehicle equipment" includes additional standard/optional equipment and accessories added by the manufacturer, dealers, and /or vehicle owners. The only way to be certain of your vehicle's exact curb weight is to weigh your vehicle without passengers or cargo. Installation of a tow hitch receiver or other accessories located near the rear bumper may require disabling or removing the kick sensor, and the sensor operation setting in your vehicle should be turned off. See Owner's Manual for limitations.

Toyota Safety Sense (TSS): Drivers should always be responsible for their own safe driving. Please always pay attention to your surroundings and drive safely. Depending on the conditions of roads, vehicles, weather, etc., the TSS systems may not work as intended.

Pre-Collisions System with Pedestrian & Bicyclist Detection: The TSS Pre-Collision System is designed to help avoid or reduce the impact speed and damage in certain frontal collisions only. The Pedestrian and Bicycle Detection system is designed to detect a pedestrian and bicyclist ahead of the vehicle, determine if impact is imminent and help reduce impact speed. It is not a substitute for safe and attentive driving. System effectiveness depends on many factors, such as speed, size and position of pedestrians and bicyclists, driver input and weather, light and road conditions. Do not overly rely on the Intuitive Intersection Support system. Always visually confirm that it is safe to proceed. System may not operate depending on the traffic conditions and intersection configuration. Intersection Support will NOT detect pedestrians crossing the road in the same direction as the vehicle. Emergency Steering Assist may not operate if an oncoming vehicle or an obstacle that would prevent a safe evasive manoeuvre are detected.

Automatic High Beam: Automatic High Beam system operates at speeds above approximately 34 km/h. Factors such as a dirty windshield, variable weather, lighting conditions and hilly terrain will limit effectiveness, requiring the driver to manually turn it off.

Lane Departure Alert with Steering Assist: Lane Departure Alert with Steering Assist is designed to read lane markers under certain conditions and provide visual and audible alerts and slight steering force when lane departure is detected. It is not a collision-avoidance system or a substitute for safe and attentive driving.

Dynamic Radar Cruise Control: Dynamic Radar Cruise Control is designed to assist the driver and is not a collision-avoidance system or a substitute for safe and attentive driving practices. System effectiveness depends on many factors such as weather, traffic and road conditions.

Lane Tracing (Trace) Assist (LTA): Lane Tracing (Trace) Assist (LTA) is designed to read visible lane markers and detect other vehicles under certain conditions. When potential lane departure is detected, LTA provides a visual warning and either an audible alert or vibration in the steering wheel and can apply a slight steering force. It is not a collision-avoidance system or a substitute for safe and attentive driving. Effectiveness is dependent on many factors including road, weather and vehicle conditions.

Colours: Not all exterior and interior colour options are available for every model. Some colours are available at an additional cost. Contact your Dealer for more information.

Fuel efficiency estimates: Fuel efficiency estimates were determined using approved Government of Canada Test Methods. Actual fuel consumption will vary based on driving habits and other factors.

Blind Spot Monitor System and Rear Cross-Traffic Alert System: Do not rely exclusively on the Blind Spot Monitor System and Rear Cross-Traffic Alert System. They are not collision-avoidance systems or substitutes for safe and attentive driving. Short Range Key Fob Remote Start: Active DCM required. DCM is active during connected services trial periods or with a paid subscription for connected services. Waiving your connected services will deactivate the DCM.

Details on the above features can be found in the Owner's Manuals (available on-line at [toyota.ca](http://toyota.ca)) or through your local Toyota Dealer and pertains specifically to vehicles sold in Canada at authorized Toyota dealerships only. Every effort has been made to ensure the specifications and equipment described are accurate based on information available at time of creation of this Product Summary. In some cases, certain changes in production capacity, standard equipment, options or product delays may occur which would not be automatically reflected in this Product Summary. Toyota Canada Inc. reserves the right to make these changes without notice or obligation. The Toyota website [toyota.ca](http://toyota.ca) is updated regularly and it or your Toyota Dealer are your best source for up-to-date information.

Date and mileage limitations refer to whichever comes first from the date of first purchase. Warranty coverage is subject to other terms and conditions. Refer to applicable Warranty and Maintenance Guide for full details.

# 2026 Tundra Double Cab Gas

Explore

 Build & Price

MODELS



Double Cab SR 4X2 Regular Bed

PACKAGE  
Standard Package



Double Cab SR 4X2 Long Bed

PACKAGE  
Standard Package



Double Cab SR

PACKAGE  
Standard Package







- SR5
- TRD Off Road
- TRD Off Road with Tow Mirrors






Double Cab SR5 L

PACKAGE  
Standard Package

AVAILABLE EXTERIOR COLOURS

-  Blueprint
-  White
-  Lunar Rock
-  Mudbath
-  Magnetic Grey Metallic
-  Midnight Black Metallic

AVAILABLE INTERIOR COLOURS

-  Black Cloth
-  Black Leather
-  Black Cloth



# 2026 Tundra Double Cab Gas

Explore

 Build & Price

OPTIONAL PACKAGES

## TUNDRA DOUBLE CAB SR

<b>SR5</b> <ul style="list-style-type: none"><li>Active Front Spoiler</li><li>Trailer Brake Controller</li><li>Wheel Lock Set</li><li>8-way Power Adjustable Driver and Passenger Seats</li><li>Front Windshield Acoustic Glass</li></ul>	<ul style="list-style-type: none"><li>Active Grille Shutters</li><li>265/70R18</li><li>Dual-zone Automatic Climate Control</li><li>Heated Leather Wrapped Steering Wheel</li><li>Front Windshield Acoustic Glass</li></ul>	<ul style="list-style-type: none"><li>LED Fog Lamps</li><li>18" Alloy Wheels</li><li>Heated Front Seats</li><li>Leather Wrapped Shift Knob</li><li>Drive Mode Select (Sport, Eco and Normal Modes)</li></ul>
<b>TRD OFF ROAD WITH TOW MIRRORS</b> <ul style="list-style-type: none"><li>TRD Front Grille</li><li>Active Grille Shutters</li><li>Trailer Brake Controller</li><li>Multi-Terrain Select</li><li>18" Off Road Alloy Wheels</li><li>Dual-zone Automatic Climate Control</li><li>8-way Power Adjustable Driver and Passenger Seats</li><li>Front Windshield Acoustic Glass</li><li>TRD Off Road Shock Absorbers</li></ul>	<ul style="list-style-type: none"><li>TRD Front Grille</li><li>LED Fog Lamps</li><li>DAC (Downhill Assist Control)</li><li>Crawl Control (CRAWL)</li><li>Wheel Lock Set</li><li>Heated Front Seats</li><li>TRD Heated Steering Wheel</li><li>Front Windshield Acoustic Glass</li><li>Intuitive Parking Assist with Auto Braking</li></ul>	<ul style="list-style-type: none"><li>Active Grille Shutters</li><li>Power Extendable/Folding Towing Mirrors</li><li>Locking Rear Differential</li><li>265/70R18</li><li>Dual-zone Automatic Climate Control</li><li>Heated Front Seats</li><li>TRD Leather Wrapped Shift Knob</li><li>Drive Mode Select (Sport, Eco and Normal Modes)</li><li>Blind Spot Monitoring with RCTA</li></ul>
<b>TRD OFF ROAD</b> <ul style="list-style-type: none"><li>TRD Front Grille</li><li>Trailer Brake Controller</li><li>Multi-Terrain Select</li><li>18" Off Road Alloy Wheels</li><li>Heated Front Seats</li><li>TRD Leather Wrapped Shift Knob</li><li>Drive Mode Select (Sport, Eco and Normal Modes)</li><li>Blind Spot Monitoring with RCTA</li></ul>	<ul style="list-style-type: none"><li>Active Grille Shutters</li><li>DAC (Downhill Assist Control)</li><li>Crawl Control (CRAWL)</li><li>Wheel Lock Set</li><li>8-way Power Adjustable Driver and Passenger Seats</li><li>Front Windshield Acoustic Glass</li><li>TRD Off Road Shock Absorbers</li></ul>	<ul style="list-style-type: none"><li>LED Fog Lamps</li><li>Locking Rear Differential</li><li>265/70R18</li><li>Dual-zone Automatic Climate Control</li><li>TRD Heated Steering Wheel</li><li>Front Windshield Acoustic Glass</li><li>Intuitive Parking Assist with Auto Braking</li></ul>

# 2026 Tundra Double Cab Gas

Explore

 Build & Price




STANDARD SPECIFICATIONS				
<div><div>● Standard</div><div>— Not Available</div><div>^ Available</div></div>	Double Cab SR 4X2 Regular Bed	Double Cab SR 4X2 Long Bed	Double Cab SR	Double Cab SR5 L
EXTERIOR				
EXTERIOR				
Black Mud Guards	●	●	●	●
Hitch Plug	●	●	●	●
Ball Mount	●	●	●	●
Trailer Ball	●	●	-	●
TRD Front Grille	-	-	^	-
Active Grille Shutters	-	-	^	●
Active Front Spoiler	-	-	^	●
EXTERIOR LIGHTING				
Headlamps with Manual Level Control	●	●	●	●
Bi-Beam LED Headlamps	●	●	●	●
LED Fog Lamps	-	-	^	●
LED Daytime Running Lights	-	-	●	●
EXTERIOR MIRRORS				
Power-Adjustable Heated Exterior Mirrors	●	●	●	●
Power Extendable/Folding Towing Mirrors	-	-	^	-
TIRES				
Full Size Spare Tire	●	●	●	●
P245/75R18	●	●	●	-
265/70R18	-	-	^	●
WHEELS				
18" Styled Steel Wheels	●	●	●	-
18" Off Road Alloy Wheels	-	-	^	-
Wheel Lock Set	-	-	^	●
18" Alloy Wheels	-	-	^	●
WIPERS				
Windshield Wiper Deicer	●	●	●	●
Variable Intermittent Wipers	●	●	●	●
MECHANICAL FEATURES				
Trailer Brake Controller	-	-	^	●
Hill-start Assist Control (HAC)	-	-	●	●
Part-Time 4WD	-	-	●	●

# 2026 Tundra Double Cab Gas

Explore

 Build & Price

## STANDARD SPECIFICATIONS

































 Standard  Not Available  Available	Double Cab SR 4X2 Regular Bed	Double Cab SR 4X2 Long Bed	Double Cab SR	Double Cab SR5 L
DAC (Downhill Assist Control)	-	-	^	-
Locking Rear Differential	-	-	^	-
Multi-Terrain Select	-	-	^	-
Crawl Control (CRAWL)	-	-	^	-

## INFOTAINMENT

### AUDIO

USB Input/Charging Port				
-------------------------	---	--	---	---

### TOYOTA MULTIMEDIA

Wireless Apple CarPlay Compatibility				
Wireless Android Auto Compatibility				
Bluetooth Capability				
Toyota Assistant				
6 Speakers				
HD Radio				
SiriusXM Audio				
8" Toyota Multimedia w/ Service/Safety Connect (up to 10yr trial), Remote Con.(3yr trial), Drive Con. capable (Sub. Required)				

## INTERIOR

### CLIMATE CONTROL

Rear Passenger Vents				
Single-zone Automatic Climate Control				-
Dual-zone Automatic Climate Control	-	-	^	

### FLOORING

Carpet Floor Mats				
All Season Floor Mats				

### INSTRUMENTATION

Oil Pressure Gauge				
Voltmeter				
4.2-in. colour TFT Multi Information Display				

### INTERIOR LIGHTING

Illuminated Entry				
-------------------	---	--	---	---

### INTERIOR MIRRORS

Day and Night Mechanical Rear View Mirror				
---	---	--	---	---

# 2026 Tundra Double Cab Gas

Explore

 Build & Price

STANDARD SPECIFICATIONS

 Standard    Not Available    Available










Double Cab SR 4X2 Regular Bed

Double Cab SR 4X2 Long Bed

Double Cab SR

Double Cab SR5 L


















SEATS

Fabric Seats				-
Heated Front Seats	-	-		
8-way Power Adjustable Driver and Passenger Seats	-	-		
Leather Seats	-	-	-	
2-way Power Adjustable Driver and Passenger Lumbar Support	-	-	-	






STEERING WHEEL

Tilt & Telescopic Steering Wheel				
TRD Heated Steering Wheel	-	-		-
Heated Leather Wrapped Steering Wheel	-	-		

WINDOWS




Electric Rear Window Defroster				
Power Sliding Rear Window				
Front Windshield Acoustic Glass				
Rear Side Window Privacy Glass				
Black Window Frame			-	-
Power Windows with Driver Side Auto Up / Down	-	-		

TRIM

Silver Inside Door Handle	-	-		
TRD Leather Wrapped Shift Knob	-	-		-
Leather Wrapped Shift Knob	-	-		

## POWERTRAIN & MECHANICAL

BRAKES

Electric Parking Brake (EPB)				
------------------------------	---	--	---	---

ENGINE

Intercooled				
Stop and Start Engine System (S&S)				
3.4 Litre Twin Turbo V6				

MECHANICAL FEATURES

Tow Package - Heavy Duty Tow Hitch Receiver				
Drive Mode Select (Sport, Eco and Normal Modes)	-	-		

SUSPENSION

Rear Coil Springs				
-------------------	---	--	---	---



# 2026 Tundra Double Cab Gas

Explore

 Build & Price

STANDARD SPECIFICATIONS	Double Cab SR 4X2 Regular Bed	Double Cab SR 4X2 Long Bed	Double Cab SR	Double Cab SR5 L
<div>● Standard</div> <div>— Not Available</div> <div>^ Available</div>				
Independent Front Suspension	●	●	●	●
TRD Off Road Shock Absorbers	-	-	^	-
TRANSMISSION				
10-speed Direct Shift Automatic Transmission	●	●	-	●
TRUCK BED				
Header rail	●	●	●	●
Side Rail with Four Adjustable Tie Down Cleats	-	-	●	●
SAFETY & CONVENIENCE				
CONVENIENCE				
Power Door Locks	●	●	●	●
12Volt Accessory Power Outlet	●	●	●	●
Smart Key System w/Push Button Start	●	●	-	-
Smart Key w/Push Button Start + Tailgate	-	-	●	●
SAFETY				
Roll-Sensing Front Head/Side Curtain Airbags	●	●	●	●
Child Protector Rear Door Locks	●	●	●	●
Front Seat Side Airbags	●	●	●	●
Driver and Front Passenger Knee Airbags	●	●	●	●
Driver & Passenger Airbag Supplemental Restraint System (SRS)	●	●	●	●
Driver & Passenger Side B-Pillar Assist Grip, Passenger Side A-Pillar Assist Grip	●	●	●	●
Backup Camera with Back Guide Monitor (BGM)	●	●	●	●
Intuitive Parking Assist with Auto Braking	-	-	^	-
Blind Spot Monitoring with RCTA	-	-	^	-
SECURITY				
Anti-Theft Alarm System	●	●	●	●
STAR SAFETY SYSTEM				
Star Safety System: Smart Stop Technology (SST)	●	●	●	●
Star Safety System: Vehicle Stability Control (VSC)	●	●	●	●
Star Safety System: Anti-lock Brake System (ABS)	●	●	●	●
Star Safety System: Traction Control (TRAC)	●	●	●	●
Star Safety System: Electronic Brake Force Distribution (EBD)	●	●	●	●
Star Safety System: Brake Assist (BA)	●	●	●	●
TOYOTA SAFETY SENSE 2.5				

# 2026 Tundra Double Cab Gas

Explore

 Build & Price

## STANDARD SPECIFICATIONS

● Standard — Not Available ^ Available	Double Cab SR 4X2 Regular Bed	Double Cab SR 4X2 Long Bed	Double Cab SR	Double Cab SR5 L
Automatic High Beam (AHB)	●	●	●	●
Sway Warning System	●	●	●	●
Lane Tracing Assist	●	●	●	●
Lane Departure Alert with Steering Assist	●	●	●	●
Dynamic Radar Cruise Control (DRCC)	●	●	●	●
Left Turn Oncoming Vehicle Detection/Braking	●	●	●	●
Right/Left Turn Oncoming Pedestrian Detection /Braking	●	●	●	●
Pre-Collision System (PCS)	●	●	●	●
Pre-Collision System with Risk Avoidance Emergency Steering Assist	●	●	-	-

## WARNING

Low Washer Fluid Warning	●	●	●	●
Tire Pressure Monitoring System with Auto Location	●	●	●	●

## DIMENSIONS

### DIMENSIONS

Transmission	Automatic	Automatic	Automatic	Automatic
Drivetrain	2WD	2WD	4WD	4WD
Number Cylinders	6	6	6	6
Body Type	PU	PU	PU	PU
Horsepower (kW)	358 (267)	358 (267)	358 (267)	389 (290)
Fuel Capacity litres (gal.)	122 (32)	122 (32)	122 (32)	122 (32)
Fuel Consumption - City/Highway/Combined L /100km	13.3/10.5/12	13.3/10.5/12	13.7/10.8/12.4	13.5/10.6/12.2
Fuel Consumption - City/Highway/Combined mpg	21/27/24	21/27/24	21/26/23	21/27/23
Length mm (in.)	5932 (233.5)	6412 (252.4)	5932 (233.5)	6412 (252.4)
Width mm (in.)	2030 (79.9)	2030 (79.9)	2030 (79.9)	2030 (79.9)
Height mm (in.)	1926 (75.8)	1926 (75.8)	1980 (77.9)	1970 (77.5)
Wheelbase mm (in.)	3699 (145.6)	4179 (164.5)	3700 (145.6)	4180 (164.5)
Ground Clearance mm (in.)	264 (10.4)	262 (10.3)	279 (11)	274 (10.8)
Seating Capacity	5	5	5	5
Front Headroom mm (in.)	1042 (41)	1042 (41)	1042 (41)	1042 (41)
Rear Headroom mm (in.)	978 (38.5)	978 (38.5)	978 (38.5)	978 (38.5)
Front Legroom mm (in.)	1047 (41.2)	1047 (41.2)	1047 (41.2)	1047 (41.2)
Rear Legroom mm (in.)	846 (33.3)	846 (33.3)	846 (33.3)	846 (33.3)
Front Shoulder Room mm (in.)	1651 (65)	1651 (65)	1651 (65)	1651 (65)
Rear Shoulder Room mm (in.)	1611 (63.4)	1611 (63.4)	1585 (62.4)	1585 (62.4)
Cargo Bed Length	- (-)	- (-)	1982 (78)	2469 (97.2)

# 2026 Tundra Double Cab Gas

Explore

 Build & Price

STANDARD SPECIFICATIONS				
● Standard — Not Available ^ Available	Double Cab SR 4X2 Regular Bed	Double Cab SR 4X2 Long Bed	Double Cab SR	Double Cab SR5 L
Gross Vehicle Weight kg (lbs)	3191.03 (7035)	3249.99 (7165)	3295 (7264.2)	3345 (7374.5)
Towing Capacity kg (lbs.)†	3760 (8289)	3760 (8289)	3760 (8289)	5030 (11089)
Payload (GVWR-curb weight) kg (lbs.)*	880 (1940)	850 (1874)	805 (1775)	805 (1775)
Base Curb Weight kg (lbs.)	2310.01 (5092.7)	2400.01 (5291.1)	2490 (5489.5)	2540 (5599.7)
Approach Angle (Degrees)	23	23	23	23
Departure Angle (Degrees)	22	22	17	17
Number of Tires	5	5	5	5
Front Tread mm (in.)	1735 (68.3)	1735 (68.3)	1730 (68.1)	1730 (68.1)
Rear Tread mm (in.)	1735 (68.3)	1735 (68.3)	1734 (68.3)	1734 (68.3)
Total Torque (lb-ft)	406	406	406	479
Airbags	8	8	8	8

# 2026 Tundra Double Cab Gas

Explore

 Build & Price

IMPORTANT PRODUCT INFORMATION

This page contains information and product warnings for a wide variety of specifications, not all of which will be specifications that come with your selected vehicle. Global supply issues affecting the automotive manufacturing industry are causing new vehicle delivery delays and inventory of some vehicles may be limited. Please contact your local Toyota dealer for information about availability of your preferred Toyota vehicle.

\* Payload Capacity is the calculation of GVWR minus curb weight and should be used for comparison purposes only. The maximum amount of passenger and cargo weight your vehicle can carry is the Load Carrying Capacity indicated on the label(s) on the driver's doorjamb.

\*\* Due to supply chain shortages, until further notice certain 2023 models equipped with the Digital Display Rear View Mirror will be built with the Auto-Dimming Mirror instead. Please reach out to a Toyota dealership for more details.

\*Soul Red Crystal and Soul Red are trademarks of Mazda Motor Corporation.

Connected Services (general mentions)

Driving while distracted can result in loss of vehicle control. Some features may be locked out while the vehicle is in gear. To reduce risk of accident while driving, exercise care when using the systems (even with the voice commands) and obey all local laws concerning use of the systems while driving (as some laws prohibit the use of electronic devices while operating a vehicle). Once the Connected Services by Toyota trial subscription expires, paid enrollment is required. Apple CarPlay, iPhone and Siri are trademarks of Apple Inc. Android Auto and Google Assistant are trademarks of Google LLC. A compatible customer phone pairing is required and customers are responsible for all data charges. Services are dependent upon connection to a compatible wireless network, provided by a third- party wireless service provider. Toyota is not responsible for cellular network discontinuance and will not provide compensation for reduced service availability.

Remote Connect. Use only if aware of circumstances surrounding vehicle and it is legal and safe to do so (e.g., do not remotely start engine if vehicle is in an enclosed space or vehicle is occupied by a child). Remote Connect depends on factors outside of Toyota' control, including an operative telematics device, a cellular connection, GPS signal, and the availability of a compatible wireless network, without which system functionality and availability may be limited or precluded. Digital Key also requires Bluetooth connectivity. Service may vary by vehicle and region. Requires app download and registration/subscription after trial (if applicable). Terms of Use apply. Data charges may apply. Remote start /stop not available on manual transmission-equipped vehicles. Services subject to change at any time without notice.

Safety Connect depends on factors outside of Toyota's control, including an operative telematics device, a cellular connection, GPS signal, and the availability of a compatible wireless network, without which system functionality and availability may be limited or precluded, including access to response center and emergency support. Stolen vehicle police report required to use Stolen Vehicle Locator. Automatic Collision Notification activates only in limited circumstances. Requires app download/registration and subscription after trial (if applicable). Service subject to change at any time without notice. Terms of Use apply. Service may vary by vehicle and region. See usage precautions and service limitations in Owner's Manual.

Drive Connect services not available in every city or roadway.

Service Connect information provided is based on the last time data was collected from the vehicle and is not real time data. Service Connect is not renewable as a stand-alone service and requires a subscription to any of Safety Connect, Remote Connect or Drive Connect upon trial expiration.

Birds Eye Camera: Cold weather and other environmental factors may limit system. Operates at low speed or when parked. Do not rely exclusively on the system as it is not intended to replace safe attentive operation of the vehicle. You should also look around outside your vehicle, over your shoulder and use your mirrors to confirm clearance.

Qi Wireless charging: Qi wireless charging may not be compatible with all mobile phones, MP3/WMA players and like models. When using the wireless charging system avoid placing metal objects between the wireless charger and the mobile device when charging is active. Doing so may cause metal objects to become hot and could cause burns.

Towing Capability: Before towing, confirm your vehicle and trailer are compatible, hooked up and loaded properly and that you have any necessary additional equipment. Do not exceed any Weight Ratings and follow all instructions in your Owner's Manual. The maximum you can tow depends on base curb weight plus the total weight of any cargo, occupants, and added vehicle equipment. "Added vehicle equipment" includes additional standard/optional equipment and accessories added by the manufacturer, dealers, and /or vehicle owners. The only way to be certain of your vehicle's exact curb weight is to weigh your vehicle without passengers or cargo. Installation of a tow hitch receiver or other accessories located near the rear bumper may require disabling or removing the kick sensor, and the sensor operation setting in your vehicle should be turned off. See Owner's Manual for limitations.

Toyota Safety Sense (TSS): Drivers should always be responsible for their own safe driving. Please always pay attention to your surroundings and drive safely. Depending on the conditions of roads, vehicles, weather, etc., the TSS systems may not work as intended.

Pre-Collisions System with Pedestrian & Bicyclist Detection: The TSS Pre-Collision System is designed to help avoid or reduce the impact speed and damage in certain frontal collisions only. The Pedestrian and Bicycle Detection system is designed to detect a pedestrian and bicyclist ahead of the vehicle, determine if impact is imminent and help reduce impact speed. It is not a substitute for safe and attentive driving. System effectiveness depends on many factors, such as speed, size and position of pedestrians and bicyclists, driver input and weather, light and road conditions. Do not overly rely on the Intuitive Intersection Support system. Always visually confirm that it is safe to proceed. System may not operate depending on the traffic conditions and intersection configuration. Intersection Support will NOT detect pedestrians crossing the road in the same direction as the vehicle. Emergency Steering Assist may not operate if an oncoming vehicle or an obstacle that would prevent a safe evasive manoeuvre are detected.

Automatic High Beam: Automatic High Beam system operates at speeds above approximately 34 km/h. Factors such as a dirty windshield, variable weather, lighting conditions and hilly terrain will limit effectiveness, requiring the driver to manually turn it off.

Lane Departure Alert with Steering Assist: Lane Departure Alert with Steering Assist is designed to read lane markers under certain conditions and provide visual and audible alerts and slight steering force when lane departure is detected. It is not a collision-avoidance system or a substitute for safe and attentive driving.

Dynamic Radar Cruise Control: Dynamic Radar Cruise Control is designed to assist the driver and is not a collision-avoidance system or a substitute for safe and attentive driving practices. System effectiveness depends on many factors such as weather, traffic and road conditions.

Lane Tracing (Trace) Assist (LTA): Lane Tracing (Trace) Assist (LTA) is designed to read visible lane markers and detect other vehicles under certain conditions. When potential lane departure is detected, LTA provides a visual warning and either an audible alert or vibration in the steering wheel and can apply a slight steering force. It is not a collision-avoidance system or a substitute for safe and attentive driving. Effectiveness is dependent on many factors including road, weather and vehicle conditions.

Colours: Not all exterior and interior colour options are available for every model. Some colours are available at an additional cost. Contact your Dealer for more information.

Fuel efficiency estimates: Fuel efficiency estimates were determined using approved Government of Canada Test Methods. Actual fuel consumption will vary based on driving habits and other factors.

Blind Spot Monitor System and Rear Cross-Traffic Alert System: Do not rely exclusively on the Blind Spot Monitor System and Rear Cross-Traffic Alert System. They are not collision-avoidance systems or substitutes for safe and attentive driving. Short Range Key Fob Remote Start: Active DCM required. DCM is active during connected services trial periods or with a paid subscription for connected services. Waiving your connected services will deactivate the DCM.

Details on the above features can be found in the Owner's Manuals (available on-line at [toyota.ca](http://toyota.ca)) or through your local Toyota Dealer and pertains specifically to vehicles sold in Canada at authorized Toyota dealerships only. Every effort has been made to ensure the specifications and equipment described are accurate based on information available at time of creation of this Product Summary. In some cases, certain changes in production capacity, standard equipment, options or product delays may occur which would not be automatically reflected in this Product Summary. Toyota Canada Inc. reserves the right to make these changes without notice or obligation. The Toyota website [toyota.ca](http://toyota.ca) is updated regularly and it or your Toyota Dealer are your best source for up-to-date information.

Date and mileage limitations refer to whichever comes first from the date of first purchase. Warranty coverage is subject to other terms and conditions. Refer to applicable Warranty and Maintenance Guide for full details.

# 2026 Tundra CrewMax Cab Hybrid

Explore

 Build & Price

Competitive Comparison

MODELS



CrewMax Limited

- PACKAGE
- Limited Nightshade
- Limited TRD Off Road
  - TRD Pro



CrewMax Limited L

- PACKAGE
- Limited Nightshade
- Limited TRD Off Road



CrewMax Platinum











- PACKAGE
- Standard Package
- 1794
  - Platinum with Advanced Package
  - 1794 with Advanced Package









CrewMax Capstone

- PACKAGE
- Standard Package
- Capstone with Towing Mirrors

AVAILABLE EXTERIOR COLOURS

-  Blueprint
-  Wind Chill Pearl
-  Magnetic Grey Metallic
-  Midnight Black Metallic
-  Supersonic Red
-  Lunar Rock
-  White
-  Wave Maker
-  Celestial Silver Metallic
-  Mudbath

AVAILABLE INTERIOR COLOURS

-  Black Leather
-  Shale Semi-Aniline Leather
-  Saddle Tan Leather
-  Black SofTex
-  Black Leather
-  Cockpit Red SofTex



# 2026 Tundra CrewMax Cab Hybrid

Explore

 Build & Price

Competitive Comparison

OPTIONAL PACKAGES

## TUNDRA HYBRID CREWMAX LIMITED

LIMITED TRD OFF ROAD

- TRD Front Grille
  - Locking Rear Differential
  - 20" TRD Off-road Matte Black Alloy Wheels
  - Multi-Terrain Monitor (MTM)
- Remove: Active Front Spoiler
  - Multi-Terrain Select
  - TRD Heated Steering Wheel
- DAC (Downhill Assist Control)
  - Crawl Control (CRAWL)
  - TRD Off Road Shock Absorbers

TRD PRO

- 'TRD PRO' stamped tailgate
  - Black Dual Exhaust w/ TRD logo
  - Xply™ Armor High-strength Engine, Fuel Tank and Transfer Case Undercovers
  - Premium Triple-Beam LED Headlamps
  - Smoked Headlamps/Foglamps
  - Locking Rear Differential
  - P285/65R18
  - SofTex Seats
  - 'TOYOTA' passenger-side Dash Panel Badging
  - TRD Pro Front Stabilizer Bar
- 'Technical Camouflage' exterior accents
  - TRD Skid Plate
  - Remove: Active Grille Shutters
  - TRD Pro Heritage 'TOYOTA' Grille w/ LED light bar
  - Sequential LED Tail Lamps
  - Multi-Terrain Select
  - 18" TRD Pro Black Forged BBS® Wheels
  - TRD Pro Logo / Technical Camo Pattern Inserts On Front Seats
  - Active Noise Control
  - Multi-Terrain Monitor (MTM)
- TRD Pro Hood Badge
  - Remove: Active Front Spoiler
  - Auto Leveling Headlamp System
  - Exterior Amber Marker Lights
  - DAC (Downhill Assist Control)
  - Crawl Control (CRAWL)
  - 12 Speaker JBL Audio System
  - TRD Heated Steering Wheel
  - TRD Pro Off-road Suspension with 1.1-in. front lift (2.5-in. FOX® Internal Bypass coil-overs and rear remote-reservoir shocks)

## TUNDRA HYBRID CREWMAX LIMITED L

LIMITED TRD OFF ROAD

- TRD Front Grille
  - DAC (Downhill Assist Control)
  - Crawl Control (CRAWL)
  - TRD Heated Steering Wheel
- Remove: Active Front Spoiler
  - Locking Rear Differential
  - 265/60R20
  - TRD Off Road Shock Absorbers
- Xply™ Armor High-strength Engine, Fuel Tank and Transfer Case Undercovers
  - Multi-Terrain Select
  - 20" TRD Off-road Matte Black Alloy Wheels
  - Multi-Terrain Monitor (MTM)

## TUNDRA HYBRID CREWMAX PLATINUM

1794

- Chrome grille and exterior accents
- 20" Machine-finished Alloy Wheels

PLATINUM WITH ADVANCED PACKAGE

- Power Extendable/Folding Towing Mirrors
  - Load-leveling Rear Height Control Air Suspension
- Drive Mode Select (5 modes)
- Adaptive Variable Suspension (AVS)

1794 WITH ADVANCED PACKAGE

- Chrome grille and exterior accents
  - 20" Machine-finished Alloy Wheels
- Power Extendable/Folding Towing Mirrors
  - Adaptive Variable Suspension (AVS)
- Drive Mode Select (5 modes)
  - Load-leveling Rear Height Control Air Suspension

## TUNDRA HYBRID CREWMAX CAPSTONE

CAPSTONE WITH TOWING MIRRORS

- Power Extendable/Folding Towing Mirrors

# 2026 Tundra CrewMax Cab Hybrid

Explore

Build & Price

Competitive Comparison

STANDARD SPECIFICATIONS	CrewMax Limited	CrewMax Limited L	CrewMax Platinum	CrewMax Capstone
● Standard — Not Available ^ Available				
EXTERIOR				
EXTERIOR				
Panoramic Moonroof	●	●	●	●
Black Mud Guards	●	●	●	●
Large Fuel Tank (122L)	●	●	●	●
TRD PRO' stamped tailgate	^	-	-	-
Technical Camouflage' exterior accents	^	-	●	●
TRD Pro Hood Badge	^	-	-	-
Black Dual Exhaust w/ TRD logo	^	-	-	-
TRD Skid Plate	^	-	-	-
Remove: Active Front Spoiler	^	^	-	-
Xply™ Armor High-strength Engine, Fuel Tank and Transfer Case Undercovers	^	^	-	-
Remove: Active Grille Shutters	^	-	-	-
Power Tailgate & Bump Switch	●	●	●	●
Hitch Plug	●	●	●	●
Ball Mount	●	●	●	●
Trailer Ball	●	●	●	●
Active Front Spoiler	●	●	●	●
Active Grille Shutters	●	●	●	●
TRD Front Grille	^	^	-	-
Power Running Boards and Bed Step	-	-	●	●
Chrome grille and exterior accents	-	-	^	-
EXTERIOR LIGHTING				
LED Daytime Running Lights	●	●	●	●
Auto Leveling Headlamp System	^	-	●	●
Premium Triple-Beam LED Headlamps	^	-	●	●
TRD Pro Heritage 'TOYOTA' Grille w/ LED light bar	^	-	-	-
Exterior Amber Marker Lights	^	-	-	-
Smoked Headlamps/Foglamps	^	-	-	-
Sequential LED Tail Lamps	^	-	●	●
LED Fog Lamps	●	●	●	●
Bi-Beam LED Headlamps	●	●	-	-
EXTERIOR MIRRORS				
Memory Mirrors	●	●	●	●
Power-Adjustable Heated Exterior Mirrors	●	●	●	●

# 2026 Tundra CrewMax Cab Hybrid

Explore

 Build & Price

Competitive Comparison

## STANDARD SPECIFICATIONS

● Standard — Not Available ^ Available	CrewMax Limited	CrewMax Limited L	CrewMax Platinum	CrewMax Capstone
Power Folding Mirrors	●	●	●	●
Electrochromic Driver's Side View Mirror	●	●	●	●
Power Extendable/Folding Towing Mirrors	-	-	^	^

## MECHANICAL FEATURES

Trailer Brake Controller	●	●	●	●
Hill-start Assist Control (HAC)	●	●	●	●
Part-Time 4WD	●	●	●	●
DAC (Downhill Assist Control)	^	^	-	-
Locking Rear Differential	^	^	-	-
Multi-Terrain Select	^	^	-	-
Crawl Control (CRAWL)	^	^	-	-
Drive Mode Select (Sport, Eco and Normal Modes)	●	●	●	●
Drive Mode Select (5 modes)	-	-	^	-

## TIRES

Full Size Spare Tire	●	●	●	●
P285/65R18	^	-	-	-
265/60R20	●	^	●	-
P265/50R22	-	-	-	●

## WHEELS

18" TRD Pro Black Forged BBS® Wheels	^	-	-	-
Wheel Lock Set	●	●	●	●
20" Black Alloy Wheels	●	●	-	-
20" TRD Off-road Matte Black Alloy Wheels	^	^	-	-
20" Dark-gray Painted Alloy Wheels	-	-	●	-
20" Machine-finished Alloy Wheels	-	-	^	-
22" Dark Chrome Machine-finished Alloy Wheels	-	-	-	●

## WIPERS

Windshield Wiper Deicer	●	●	●	●
Variable Intermittent Wipers	●	●	-	-
Rain Sensing Wipers	-	-	●	●

## INFOTAINMENT

### AUDIO

USB Input/Charging Port	●	●	●	●
-------------------------	---	---	---	---

### TOYOTA MULTIMEDIA



# 2026 Tundra CrewMax Cab Hybrid

Explore

 Build & Price

Competitive Comparison

## STANDARD SPECIFICATIONS

● Standard — Not Available ^ Available	CrewMax Limited	CrewMax Limited L	CrewMax Platinum	CrewMax Capstone
Wireless Apple CarPlay Compatibility	●	●	●	●
Wireless Android Auto Compatibility	●	●	●	●
Bluetooth Capability	●	●	●	●
Toyota Assistant	●	●	●	●
9 Speakers	●	●	-	-
12 Speaker JBL Audio System	^	-	●	●
HD Radio	●	●	●	●
SiriusXM Audio	●	●	●	●
14" Toyota Multimedia w/ Service/Safety Connect (up to 10yr trial), Remote/Drive Connect (3yr trial)	●	●	●	●

## INTERIOR

### CLIMATE CONTROL

Rear Passenger Vents	●	●	●	●
Dual-zone Automatic Climate Control	●	●	●	●

### FLOORING

Carpet Floor Mats	●	●	●	●
All Season Floor Mats	●	●	●	●

### INSTRUMENTATION

Oil Pressure Gauge	●	●	●	●
Voltmeter	●	●	●	●
12.3" Digital Gauge Cluster	●	●	●	●
Head-Up Display	-	-	●	●

### INTERIOR LIGHTING

Illuminated Entry	●	●	●	●
Ambient Lighting	-	-	●	●

### INTERIOR MIRRORS

Auto-Dimming Rearview Mirror with Garage Door Opener	●	●	-	-
Digital Display Rear View Mirror with Garage Door Opener	-	-	●	●

### SEATS

SofTex Seats	^	-	-	-
Heated Front Seats	●	●	●	●
Ventilated Front Seats	●	●	●	●
8-way Power Adjustable Driver and Passenger Seats	●	●	-	-
Driver Seat Memory System	●	●	●	●

# 2026 Tundra CrewMax Cab Hybrid

Explore

 Build & Price

Competitive Comparison

## STANDARD SPECIFICATIONS

● Standard — Not Available ^ Available	CrewMax Limited	CrewMax Limited L	CrewMax Platinum	CrewMax Capstone
2-way Power Adjustable Driver and Passenger Lumbar Support	●	●	-	-
TRD Pro Logo / Technical Camo Pattern Inserts On Front Seats	^	-	-	-
Leather Seats	●	●	●	-
Heated Rear Seats	-	-	●	●
Ventilated Rear Seats	-	-	●	●
4-way Power Adjustable Driver and Passenger Lumbar Support	-	-	●	●
10-way Power Adjustable Driver Seat, 8-way Power Adjustable Passenger Seat	-	-	●	●
Front Massage Seats (Driver & Passenger)	-	-	●	●
Semi-Aniline Leather Seats	-	-	-	●

## STEERING WHEEL

Tilt & Telescopic Steering Wheel	●	●	-	-
TRD Heated Steering Wheel	^	^	-	-
Heated Leather Wrapped Steering Wheel	●	●	●	●
Power Tilt & Telescopic Steering Wheel	-	-	●	●

## TRIM

Leather Wrapped Shift Knob	●	●	●	●
'TOYOTA' passenger-side Dash Panel Badging	^	-	-	-
Backlit "CAPSTONE" passenger-side instrument panel badge	-	-	●	●

## WINDOWS

Electric Rear Window Defroster	●	●	●	●
Power Vertical Sliding Rear Window	●	●	●	●
Front Windshield Acoustic Glass	●	●	●	●
Power Windows with Driver Side Auto Up / Down	●	●	●	●
Rear Side Window Privacy Glass	●	●	●	●
Front Side Laminated Glass	-	-	-	●

## POWERTRAIN & MECHANICAL

### BRAKES

Electric Parking Brake (EPB)	●	●	●	●
------------------------------	---	---	---	---

### ENGINE

Sealed Nickel-Metal Hydride (Ni-MH) Traction Battery	●	●	●	●
Active Noise Control	^	-	●	●
3.4 Litre Twin Turbo V6 Hybrid	●	●	●	●

## MECHANICAL FEATURES

# 2026 Tundra CrewMax Cab Hybrid

Explore

 Build & Price

Competitive Comparison

STANDARD SPECIFICATIONS

● Standard — Not Available ^ Available	CrewMax Limited	CrewMax Limited L	CrewMax Platinum	CrewMax Capstone
Tow Package - Heavy Duty Tow Hitch Receiver	●	●	●	●
Trailer Backup Guide w/ Straight Path Assist	-	-	●	●

SUSPENSION

Independent Front Suspension	●	●	●	●
5 Link Rear Suspension	●	●	●	●
TRD Pro Off-road Suspension with 1.1-in. front lift (2.5-in. FOX® Internal Bypass coil-overs and rear remote-reservoir shocks)	^	-	-	-
TRD Pro Front Stabilizer Bar	^	-	-	-
TRD Off Road Shock Absorbers	^	^	-	-
Adaptive Variable Suspension (AVS)	-	-	^	-
Load-leveling Rear Height Control Air Suspension	-	-	^	-

TRANSMISSION

10-speed Direct Shift Automatic Transmission	●	●	●	●
--	---	---	---	---

TRUCK BED

Side Rail with Four Adjustable Tie Down Cleats	●	●	●	●
Header rail	●	●	●	●
400 Watt (120V) Cargo Bed Power Outlet	●	●	●	●

SAFETY & CONVENIENCE

CONVENIENCE

Power Fuel Lid Release	●	●	●	●
Power Door Locks	●	●	●	●
12Volt Accessory Power Outlet	●	●	●	●
Wireless Charger	●	●	●	●
Smart Key w/Push Button Start + Tailgate	●	●	●	●

SAFETY

Roll-Sensing Front Head/Side Curtain Airbags	●	●	●	●
Child Protector Rear Door Locks	●	●	●	●
Front Seat Side Airbags	●	●	●	●
Multi-Terrain Monitor (MTM)	^	^	-	-
Driver and Front Passenger Knee Airbags	●	●	●	●
Driver & Passenger Airbag Supplemental Restraint System (SRS)	●	●	●	●
Driver & Passenger Side B-Pillar Assist Grip, Passenger Side A-Pillar Assist Grip	●	●	●	●
Intuitive Parking Assist with Auto Braking	●	●	●	●
Blind Spot Monitoring with RCTA	●	●	●	●








# 2026 Tundra CrewMax Cab Hybrid

Explore

 Build & Price

Competitive Comparison























## STANDARD SPECIFICATIONS

 Standard  Not Available  Available	CrewMax Limited	CrewMax Limited L	CrewMax Platinum	CrewMax Capstone
Backup Camera with Back Guide Monitor (BGM)			-	-
Panoramic View Monitor (PVM)	-	-		





























## SECURITY

Anti-Theft Alarm System				
-------------------------	---	---	---	---

## STAR SAFETY SYSTEM

Star Safety System: Smart Stop Technology (SST)				
Star Safety System: Vehicle Stability Control (VSC)				
Star Safety System: Anti-lock Brake System (ABS)				
Star Safety System: Traction Control (TRAC)				
Star Safety System: Electronic Brake Force Distribution (EBD)				
Star Safety System: Brake Assist (BA)				

## TOYOTA SAFETY SENSE 2.5

Automatic High Beam (AHB)				
Lane Tracing Assist				
Dynamic Radar Cruise Control (DRCC)				
Left Turn Oncoming Vehicle Detection/Braking				
Right/Left Turn Oncoming Pedestrian Detection /Braking				
Pre-Collision System (PCS)				
Pre-Collision System with Risk Avoidance Emergency Steering Assist				

## WARNING

Low Washer Fluid Warning				
Tire Pressure Monitoring System with Auto Location				

## DIMENSIONS

### DIMENSIONS

Transmission	Automatic	Automatic	Automatic	Automatic
Drivetrain	4WD	4WD	4WD	4WD
Number Cylinders	6	6	6	6
Body Type	PU	PU	PU	PU
Horsepower (kW)	437	437	437	437
Fuel Capacity litres (gal.)	122 (32)	122 (32)	122 (32)	122 (32)
Fuel Consumption - City/Highway/Combined L /100km	12.7/10.5/11.7	12.7/10.5/11.7	12.7/10.5/11.7	12.7/10.5/11.7
Fuel Consumption - City/Highway/Combined mpg	22/27/24	22/27/24	22/27/24	22/27/24
Length mm (in.)	5932 (233.5)	6237 (245.5)	5932 (233.5)	5932 (233.5)
Width mm (in.)	2032 (80)	2032 (80)	2032 (80)	2032 (80)

# 2026 Tundra CrewMax Cab Hybrid

Explore

 Build & Price

Competitive Comparison

STANDARD SPECIFICATIONS

● Standard — Not Available ^ Available

	CrewMax Limited	CrewMax Limited L	CrewMax Platinum	CrewMax Capstone
Height mm (in.)	1973 (77.7)	1969 (77.5)	1973 (77.7)	1964 (77.3)
Wheelbase mm (in.)	3700 (145.6)	4005 (157.7)	3700 (145.6)	3700 (145.6)
Ground Clearance mm (in.)	282 (11.1)	279 (11)	279 (11)	277 (10.9)
Seating Capacity	5	5	5	5
Front Headroom mm (in.)	1042 (41)	1042 (41)	998 (39.3)	998 (39.3)
Rear Headroom mm (in.)	978 (38.5)	978 (38.5)	937 (36.9)	937 (36.9)
Front Legroom mm (in.)	1047 (41.2)	1047 (41.2)	1047 (41.2)	1047 (41.2)
Rear Legroom mm (in.)	1057 (41.6)	1057 (41.6)	1057 (41.6)	1057 (41.6)
Front Shoulder Room mm (in.)	1651 (65)	1651 (65)	1651 (65)	1651 (65)
Rear Shoulder Room mm (in.)	1585 (62.4)	1585 (62.4)	1585 (62.4)	1585 (62.4)
Cargo Bed Length	1677 (66)	1982 (78)	1677 (66)	1677 (66)
Gross Vehicle Weight kg (lbs)	3450 (7605.9)	3515 (7749.2)	3460 (7628)	3470 (7650)
Towing Capacity kg (lbs.)†	5045 (11122)	5015 (11056)	4980 (10979)	4665 (10285)
Payload (GVWR-curb weight) kg (lbs.)*	715 (1576)	740 (1631)	685 (1510)	645 (1422)
Base Curb Weight kg (lbs.)	2735 (6029.6)	2775 (6117.8)	2775 (6117.8)	2825 (6228.1)
Approach Angle (Degrees)	23	21	23	23
Departure Angle (Degrees)	17	24	17	17
Number of Tires	5	5	5	5
Front Tread mm (in.)	1734 (68.3)	1734 (68.3)	1730 (68.1)	1730 (68.1)
Rear Tread mm (in.)	1734 (68.3)	1734 (68.3)	1734 (68.3)	1735 (68.3)
Total Torque (lb-ft)	583	583	583	583
Airbags	8	8	8	8

# 2026 Tundra CrewMax Cab Hybrid

Explore

 Build & Price

Competitive Comparison

IMPORTANT PRODUCT INFORMATION

This page contains information and product warnings for a wide variety of specifications, not all of which will be specifications that come with your selected vehicle. Global supply issues affecting the automotive manufacturing industry are causing new vehicle delivery delays and inventory of some vehicles may be limited. Please contact your local Toyota dealer for information about availability of your preferred Toyota vehicle.

\* Payload Capacity is the calculation of GVWR minus curb weight and should be used for comparison purposes only. The maximum amount of passenger and cargo weight your vehicle can carry is the Load Carrying Capacity indicated on the label(s) on the driver's doorjamb.

\*\* Due to supply chain shortages, until further notice certain 2023 models equipped with the Digital Display Rear View Mirror will be built with the Auto-Dimming Mirror instead. Please reach out to a Toyota dealership for more details.

\*Soul Red Crystal and Soul Red are trademarks of Mazda Motor Corporation.

Connected Services (general mentions)

Driving while distracted can result in loss of vehicle control. Some features may be locked out while the vehicle is in gear. To reduce risk of accident while driving, exercise care when using the systems (even with the voice commands) and obey all local laws concerning use of the systems while driving (as some laws prohibit the use of electronic devices while operating a vehicle). Once the Connected Services by Toyota trial subscription expires, paid enrollment is required. Apple CarPlay, iPhone and Siri are trademarks of Apple Inc. Android Auto and Google Assistant are trademarks of Google LLC. A compatible customer phone pairing is required and customers are responsible for all data charges. Services are dependent upon connection to a compatible wireless network, provided by a third- party wireless service provider. Toyota is not responsible for cellular network discontinuance and will not provide compensation for reduced service availability.

Remote Connect. Use only if aware of circumstances surrounding vehicle and it is legal and safe to do so (e.g., do not remotely start engine if vehicle is in an enclosed space or vehicle is occupied by a child). Remote Connect depends on factors outside of Toyota' control, including an operative telematics device, a cellular connection, GPS signal, and the availability of a compatible wireless network, without which system functionality and availability may be limited or precluded. Digital Key also requires Bluetooth connectivity. Service may vary by vehicle and region. Requires app download and registration/subscription after trial (if applicable). Terms of Use apply. Data charges may apply. Remote start /stop not available on manual transmission-equipped vehicles. Services subject to change at any time without notice.

Safety Connect depends on factors outside of Toyota's control, including an operative telematics device, a cellular connection, GPS signal, and the availability of a compatible wireless network, without which system functionality and availability may be limited or precluded, including access to response center and emergency support. Stolen vehicle police report required to use Stolen Vehicle Locator. Automatic Collision Notification activates only in limited circumstances. Requires app download/registration and subscription after trial (if applicable). Service subject to change at any time without notice. Terms of Use apply. Service may vary by vehicle and region. See usage precautions and service limitations in Owner's Manual.

Drive Connect services not available in every city or roadway.

Service Connect information provided is based on the last time data was collected from the vehicle and is not real time data. Service Connect is not renewable as a stand-alone service and requires a subscription to any of Safety Connect, Remote Connect or Drive Connect upon trial expiration.

Birds Eye Camera: Cold weather and other environmental factors may limit system. Operates at low speed or when parked. Do not rely exclusively on the system as it is not intended to replace safe attentive operation of the vehicle. You should also look around outside your vehicle, over your shoulder and use your mirrors to confirm clearance.

Qi Wireless charging: Qi wireless charging may not be compatible with all mobile phones, MP3/WMA players and like models. When using the wireless charging system avoid placing metal objects between the wireless charger and the mobile device when charging is active. Doing so may cause metal objects to become hot and could cause burns.

Towing Capability: Before towing, confirm your vehicle and trailer are compatible, hooked up and loaded properly and that you have any necessary additional equipment. Do not exceed any Weight Ratings and follow all instructions in your Owner's Manual. The maximum you can tow depends on base curb weight plus the total weight of any cargo, occupants, and added vehicle equipment. "Added vehicle equipment" includes additional standard/optional equipment and accessories added by the manufacturer, dealers, and /or vehicle owners. The only way to be certain of your vehicle's exact curb weight is to weigh your vehicle without passengers or cargo. Installation of a tow hitch receiver or other accessories located near the rear bumper may require disabling or removing the kick sensor, and the sensor operation setting in your vehicle should be turned off. See Owner's Manual for limitations.

Toyota Safety Sense (TSS): Drivers should always be responsible for their own safe driving. Please always pay attention to your surroundings and drive safely. Depending on the conditions of roads, vehicles, weather, etc., the TSS systems may not work as intended.

Pre-Collisions System with Pedestrian & Bicyclist Detection: The TSS Pre-Collision System is designed to help avoid or reduce the impact speed and damage in certain frontal collisions only. The Pedestrian and Bicycle Detection system is designed to detect a pedestrian and bicyclist ahead of the vehicle, determine if impact is imminent and help reduce impact speed. It is not a substitute for safe and attentive driving. System effectiveness depends on many factors, such as speed, size and position of pedestrians and bicyclists, driver input and weather, light and road conditions. Do not overly rely on the Intuitive Intersection Support system. Always visually confirm that it is safe to proceed. System may not operate depending on the traffic conditions and intersection configuration. Intersection Support will NOT detect pedestrians crossing the road in the same direction as the vehicle.

Emergency Steering Assist may not operate if an oncoming vehicle or an obstacle that would prevent a safe evasive manoeuvre are detected.

Automatic High Beam: Automatic High Beam system operates at speeds above approximately 34 km/h. Factors such as a dirty windshield, variable weather, lighting conditions and hilly terrain will limit effectiveness, requiring the driver to manually turn it off.

Lane Departure Alert with Steering Assist: Lane Departure Alert with Steering Assist is designed to read lane markers under certain conditions and provide visual and audible alerts and slight steering force when lane departure is detected. It is not a collision-avoidance system or a substitute for safe and attentive driving.

Dynamic Radar Cruise Control: Dynamic Radar Cruise Control is designed to assist the driver and is not a collision-avoidance system or a substitute for safe and attentive driving practices. System effectiveness depends on many factors such as weather, traffic and road conditions.

Lane Tracing (Trace) Assist (LTA): Lane Tracing (Trace) Assist (LTA) is designed to read visible lane markers and detect other vehicles under certain conditions. When potential lane departure is detected, LTA provides a visual warning and either an audible alert or vibration in the steering wheel and can apply a slight steering force. It is not a collision-avoidance system or a substitute for safe and attentive driving. Effectiveness is dependent on many factors including road, weather and vehicle conditions.

Colours: Not all exterior and interior colour options are available for every model. Some colours are available at an additional cost. Contact your Dealer for more information.

Fuel efficiency estimates: Fuel efficiency estimates were determined using approved Government of Canada Test Methods. Actual fuel consumption will vary based on driving habits and other factors.

Blind Spot Monitor System and Rear Cross-Traffic Alert System: Do not rely exclusively on the Blind Spot Monitor System and Rear Cross-Traffic Alert System. They are not collision-avoidance systems or substitutes for safe and attentive driving. Short Range Key Fob Remote Start: Active DCM required. DCM is active during connected services trial periods or with a paid subscription for connected services. Waiving your connected services will deactivate the DCM.

Details on the above features can be found in the Owner's Manuals (available on-line at [toyota.ca](http://toyota.ca)) or through your local Toyota Dealer and pertains specifically to vehicles sold in Canada at authorized Toyota dealerships only. Every effort has been made to ensure the specifications and equipment described are accurate based on information available at time of creation of this Product Summary. In some cases, certain changes in production capacity, standard equipment, options or product delays may occur which would not be automatically reflected in this Product Summary. Toyota Canada Inc. reserves the right to make these changes without notice or obligation. The Toyota website [toyota.ca](http://toyota.ca) is updated regularly and it or your Toyota Dealer are your best source for up-to-date information.

Date and mileage limitations refer to whichever comes first from the date of first purchase. Warranty coverage is subject to other terms and conditions. Refer to applicable Warranty and Maintenance Guide for full details.