

2026 Corolla Cross Hybrid

Explore

 Build & Price

Competitive Comparison

MODELS

SE AWD









PACKAGE
Standard Package

XSE AWD




PACKAGE
Standard Package

AVAILABLE EXTERIOR COLOURS

-  Jet Black Mica
-  Cavalry Blue with Black Roof
-  Wind Chill Pearl
-  Celestite
-  Sonic Silver Metallic with Black Roof
-  Soul Red Crystal with Black Roof

AVAILABLE INTERIOR COLOURS

-  Black Cloth
-  Black SofTex®

2026 Corolla Cross Hybrid

Explore

Build & Price

Competitive Comparison

STANDARD SPECIFICATIONS

● Standard — Not Available ^ Available

SE AWD

XSE AWD

EXTERIOR

EXTERIOR

Roof Rails	●	●
Front & Rear Splash Guards	●	●
Rear Spoiler	●	●
Power Slide / Tilt Moonroof	-	●
Rear Bumper Protector	-	●

EXTERIOR LIGHTING

Bi-Beam LED Headlamps	●	-
Fog Lamps	-	●
Premium LED Rear Combination Lamps	-	●
Premium Bi-LED Headlamps	-	●

EXTERIOR MIRRORS

Integrated Signal Lamps	●	●
Power-Adjustable Heated Exterior Mirrors	●	●

MECHANICAL FEATURES

Hill-start Assist Control (HAC)	●	●
---------------------------------	---	---

TIRES

P215/65R17	●	-
P225/55R18	-	●

WHEELS

17" Alloy Wheels	●	-
Wheel Locks	●	●
18" Black Alloy Wheels	-	●

WIPERS

Variable Intermittent Wipers	●	●
Intermittent Rear Window Wiper	●	●

INFOTAINMENT

AUDIO

Shark Fin Antenna	●	●
4 USB-C Charging Ports (2 Front; 2 Rear)	●	●
6-speaker Audio System	●	-

2026 Corolla Cross Hybrid

Explore

Build & Price

Competitive Comparison

STANDARD SPECIFICATIONS

● Standard — Not Available ^ Available

	SE AWD	XSE AWD
9-speaker JBL Audio System	-	●

TOYOTA MULTIMEDIA

Wireless Apple CarPlay Compatibility	●	●
Wireless Android Auto Compatibility	●	●
10.5" Toyota Multimedia w/ Service/Safety Connect (min 5yr trial), Remote Con.(3yr trial), Drive Con. capable (Sub. Required)	●	-
10.5" Toyota Multimedia w/ Service/Safety Connect (min. 5 yr trial), Remote/Drive Connect (3yr trial)	-	●

INTERIOR

CLIMATE CONTROL

Cabin Air Filter	●	●
Single-zone Automatic Climate Control	●	-
Dual-zone Automatic Climate Control	-	●

INSTRUMENTATION

7" Digital Gauge Cluster	●	-
12.3" Digital Gauge Cluster	-	●

INTERIOR MIRRORS

Day and Night Mechanical Rear View Mirror	●	-
Auto-Dimming Rear View Mirror	-	●

SEATS

Fabric Seats	●	-
Heated Front Seats	●	●
Rear Foldable 60/40 Seats	●	●
Driver Seat Manual Adjustable Recline/Incline, Driver Seat Manual Adjustable Height, Driver Seat Manual Adjustable Fore/Aft	●	-
Passenger Seat Manual Adjustable Recline, Passenger Seat Manual Adjustable	●	●
8-way Power Adjustable Drivers Seat	-	●
SoffTex Seats	-	●
Heated Rear Seats	-	●
Driver Lumbar Support	-	●

STEERING WHEEL

Tilt & Telescopic Steering Wheel	●	●
Leather-Wrapped Heated Steering Wheel	●	●

TRIM

Rear Coat Hook	●	●
----------------	---	---

2026 Corolla Cross Hybrid

Explore

Build & Price

Competitive Comparison

STANDARD SPECIFICATIONS

● Standard — Not Available ^ Available

SE AWD

XSE AWD

PVC Shift Knob

●

-

Leather Wrapped Shift Knob

-

●

TRUNK/CARGO

Tonneau Cover

●

●

WINDOWS

Rear Window Defroster

●

●

Power Windows with Auto Up/Down for All Windows

●

●

Rear Privacy Glass

●

●

POWERTRAIN & MECHANICAL

BRAKES

Electric Parking Brake (EPB)

●

●

ENGINE

2.0 Litre 4-cylinder DOHC 16-Valve

●

●

Toyota Hybrid System (THS)

●

●

STEERING MECHANICAL

Electric Power Steering (EPS)

●

●

SUSPENSION

Independent Macpherson Strut Front Suspension

●

●

Independent Double Wishbone Rear Suspension

●

●

TRANSMISSION

Paddle Shifters

●

●

Continuously Variable Transmission (CVT)

●

●

SAFETY & CONVENIENCE

CONVENIENCE

Front Assist Grips

●

●

Rear Assist Grips

●

●

Remote Keyless Entry System

●

●

12Volt Accessory Power Outlet

●

●

Front & Rear Cup Holders

●

-

Smart Key System w/Push Button Start

●

●

Sun Visor with Mirror and Lamp

●

●

Wireless Charger

-

●

2026 Corolla Cross Hybrid

Explore

Build & Price

Competitive Comparison

STANDARD SPECIFICATIONS

● Standard — Not Available ^ Available

	SE AWD	XSE AWD
2 Front Cup Holders, 4 Rear Cup Holders	-	●
Power Back Door	-	●

SAFETY

Driver Knee Airbag	●	●
Front Seat Side Airbags	●	●
Rear Seat Side Airbags	●	●
Backup Camera	●	-
Driver & Passenger Airbag Supplemental Restraint System (SRS)	●	●
Blind Spot Monitor with RCTA	●	●
Side Curtain Shield Airbags	●	●
Backup Camera with Back Guide Monitor (BGM)	-	●
Intuitive Parking Assist with Auto Braking	-	●

SECURITY

Anti-Theft Alarm System	●	●
-------------------------	---	---

STAR SAFETY SYSTEM

Star Safety System: Smart Stop Technology, Vehicle Stability Control, Anti-Lock Brakes, Traction Control, Electronic Brake Force Distribution, Brake Assist	●	●
---	---	---

TOYOTA SAFETY SENSE 3.0

Automatic High Beam (AHB)	●	●
Lane Tracing Assist (LTA)	●	●
Lane Departure Alert (LDA)	●	●
Dynamic Radar Cruise Control (DRCC)	●	●
Road Sign Assist (RSA)	●	●
Pre-Collision System (PCS)	●	●
Proactive Driving Assist (PDA)	●	●

WARNING

Tire Pressure Monitoring System with Auto Location	●	●
--	---	---

DIMENSIONS

DIMENSIONS

	SE AWD	XSE AWD
Transmission	CVT	CVT
Drivetrain	AWD	AWD
Number Cylinders	4	4
Body Type	5D	5D
Horsepower (kW)	196 (146)	196 (146)

2026 Corolla Cross Hybrid

Explore

 Build & Price

Competitive Comparison

STANDARD SPECIFICATIONS

● Standard — Not Available ^ Available

	SE AWD	XSE AWD
Fuel Capacity litres (gal.)	40 (11)	40 (11)
Fuel Consumption - City/Highway/Combined L /100km	5.2/6.1/5.6	5.2/6.1/5.6
Fuel Consumption - City/Highway/Combined mpg	54/46/50	54/46/50
Length mm (in.)	4489 (176.7)	4489 (176.7)
Width mm (in.)	1824 (71.8)	1824 (71.8)
Height mm (in.)	1649 (64.9)	1649 (64.9)
Wheelbase mm (in.)	2639 (103.9)	2639 (103.9)
Ground Clearance mm (in.)	203 (8)	203 (8)
Seating Capacity	5	5
Airbags	9	9
Cargo Capacity L (cu. Ft.)	609 (21.5)	609 (21.5)
Gross Vehicle Weight kg (lbs)	2086.53 (4600)	2086.53 (4600)
Towing Capacity kg (lbs.)	680 (1499)	680 (1499)
Payload(GVWR-curb weight) kg (lbs.)	577 (1272)	557 (1228)
Base Curb Weight kg (lbs.)	1510.01 (3329)	1530.01 (3373.1)
Approach Angle (Degrees)	16	16
Departure Angle (Degrees)	23	23
Number of Tires	4	4
Front Tread mm (in.)	1566 (61.6)	1556 (61.3)
Rear Tread mm (in.)	1568 (61.7)	1558 (61.3)

2026 Corolla Cross Hybrid

[Explore](#)
[Build & Price](#)
[Competitive Comparison](#)

IMPORTANT PRODUCT INFORMATION

This page contains information and product warnings for a wide variety of specifications, not all of which will be specifications that come with your selected vehicle.

Global supply issues affecting the automotive manufacturing industry are causing new vehicle delivery delays and inventory of some vehicles may be limited. Please contact your local Toyota dealer for information about availability of your preferred Toyota vehicle.

* Payload Capacity is the calculation of GVWR minus curb weight and should be used for comparison purposes only. The maximum amount of passenger and cargo weight your vehicle can carry is the Load Carrying Capacity indicated on the label(s) on the driver's doorjamb.

** Due to supply chain shortages, until further notice certain 2023 models equipped with the Digital Display Rear View Mirror will be built with the Auto-Dimming Mirror instead. Please reach out to a Toyota dealership for more details.

*Soul Red Crystal and Soul Red are trademarks of Mazda Motor Corporation.

Connected Services (general mentions)

Driving while distracted can result in loss of vehicle control. Some features may be locked out while the vehicle is in gear. To reduce risk of accident while driving, exercise care when using the systems (even with the voice commands) and obey all local laws concerning use of the systems while driving (as some laws prohibit the use of electronic devices while operating a vehicle). Once the Connected Services by Toyota trial subscription expires, paid enrollment is required. Apple CarPlay, iPhone and Siri are trademarks of Apple Inc. Android Auto and Google Assistant are trademarks of Google LLC. A compatible customer phone pairing is required and customers are responsible for all data charges. Services are dependent upon connection to a compatible wireless network, provided by a third-party wireless service provider. Toyota is not responsible for cellular network discontinuance and will not provide compensation for reduced service availability.

Remote Connect. Use only if aware of circumstances surrounding vehicle and it is legal and safe to do so (e.g., do not remotely start engine if vehicle is in an enclosed space or vehicle is occupied by a child). Remote Connect depends on factors outside of Toyota's control, including an operative telematics device, a cellular connection, GPS signal, and the availability of a compatible wireless network, without which system functionality and availability may be limited or precluded. Digital Key also requires Bluetooth connectivity. Service may vary by vehicle and region. Requires app download and registration/subscription after trial (if applicable). Terms of Use apply. Data charges may apply. Remote start /stop not available on manual transmission-equipped vehicles. Services subject to change at any time without notice.

Safety Connect depends on factors outside of Toyota's control, including an operative telematics device, a cellular connection, GPS signal, and the availability of a compatible wireless network, without which system functionality and availability may be limited or precluded, including access to response center and emergency support. Stolen vehicle police report required to use Stolen Vehicle Locator. Automatic Collision Notification activates only in limited circumstances. Requires app download/registration and subscription after trial (if applicable). Service subject to change at any time without notice. Terms of Use apply. Service may vary by vehicle and region. See usage precautions and service limitations in Owner's Manual.

Drive Connect services not available in every city or roadway.

Service Connect information provided is based on the last time data was collected from the vehicle and is not real time data. Service Connect is not renewable as a stand-alone service and requires a subscription to any of Safety Connect, Remote Connect or Drive Connect upon trial expiration.

Birds Eye Camera: Cold weather and other environmental factors may limit system. Operates at low speed or when parked. Do not rely exclusively on the system as it is not intended to replace safe attentive operation of the vehicle. You should also look around outside your vehicle, over your shoulder and use your mirrors to confirm clearance.

Qi Wireless charging: Qi wireless charging may not be compatible with all mobile phones, MP3/WMA players and like models. When using the wireless charging system avoid placing metal objects between the wireless charger and the mobile device when charging is active. Doing so may cause metal objects to become hot and could cause burns.

Towing Capability: Before towing, confirm your vehicle and trailer are compatible, hooked up and loaded properly and that you have any necessary additional equipment. Do not exceed any Weight Ratings and follow all instructions in your Owner's Manual. The maximum you can tow depends on base curb weight plus the total weight of any cargo, occupants, and added vehicle equipment. "Added vehicle equipment" includes additional standard/optional equipment and accessories added by the manufacturer, dealers, and /or vehicle owners. The only way to be certain of your vehicle's exact curb weight is to weigh your vehicle without passengers or cargo. Installation of a tow hitch receiver or other accessories located near the rear bumper may require disabling or removing the kick sensor, and the sensor operation setting in your vehicle should be turned off. See Owner's Manual for limitations.

Toyota Safety Sense (TSS): Drivers should always be responsible for their own safe driving. Please always pay attention to your surroundings and drive safely. Depending on the conditions of roads, vehicles, weather, etc., the TSS systems may not work as intended.

Pre-Collisions System with Pedestrian & Bicyclist Detection: The TSS Pre-Collision System is designed to help avoid or reduce the impact speed and damage in certain frontal collisions only. The Pedestrian and Bicycle Detection system is designed to detect a pedestrian and bicyclist ahead of the vehicle, determine if impact is imminent and help reduce impact speed. It is not a substitute for safe and attentive driving. System effectiveness depends on many factors, such as speed, size and position of pedestrians and bicyclists, driver input and weather, light and road conditions. Do not overly rely on the Intuitive Intersection Support system. Always visually confirm that it is safe to proceed. System may not operate depending on the traffic conditions and intersection configuration. Intersection Support will NOT detect pedestrians crossing the road in the same direction as the vehicle. Emergency Steering Assist may not operate if an oncoming vehicle or an obstacle that would prevent a safe evasive manoeuvre are detected.

Automatic High Beam: Automatic High Beam system operates at speeds above approximately 34 km/h. Factors such as a dirty windshield, variable weather, lighting conditions and hilly terrain will limit effectiveness, requiring the driver to manually turn it off.

Lane Departure Alert with Steering Assist: Lane Departure Alert with Steering Assist is designed to read lane markers under certain conditions and provide visual and audible alerts and slight steering force when lane departure is detected. It is not a collision-avoidance system or a substitute for safe and attentive driving.

Dynamic Radar Cruise Control: Dynamic Radar Cruise Control is designed to assist the driver and is not a collision-avoidance system or a substitute for safe and attentive driving practices. System effectiveness depends on many factors such as weather, traffic and road conditions.

Lane Tracing (Trace) Assist (LTA): Lane Tracing (Trace) Assist (LTA) is designed to read visible lane markers and detect other vehicles under certain conditions. When potential lane departure is detected, LTA provides a visual warning and either an audible alert or vibration in the steering wheel and can apply a slight steering force. It is not a collision-avoidance system or a substitute for safe and attentive driving. Effectiveness is dependent on many factors including road, weather and vehicle conditions.

Colours: Not all exterior and interior colour options are available for every model. Some colours are available at an additional cost. Contact your Dealer for more information.

Fuel efficiency estimates: Fuel efficiency estimates were determined using approved Government of Canada Test Methods. Actual fuel consumption will vary based on driving habits and other factors.

Blind Spot Monitor System and Rear Cross-Traffic Alert System: Do not rely exclusively on the Blind Spot Monitor System and Rear Cross-Traffic Alert System. They are not collision-avoidance systems or substitutes for safe and attentive driving. Short Range Key Fob Remote Start: Active DCM required. DCM is active during connected services trial periods or with a paid subscription for connected services. Waiving your connected services will deactivate the DCM.

Details on the above features can be found in the Owner's Manuals (available on-line at toyota.ca) or through your local Toyota Dealer and pertains specifically to vehicles sold in Canada at authorized Toyota dealerships only. Every effort has been made to ensure the specifications and equipment described are accurate based on information available at time of creation of this Product Summary. In some cases, certain changes in production capacity, standard equipment, options or product delays may occur which would not be automatically reflected in this Product Summary. Toyota Canada Inc. reserves the right to make these changes without notice or obligation. The Toyota website toyota.ca is updated regularly and it or your Toyota Dealer are your best source for up-to-date information.

Date and mileage limitations refer to whichever comes first from the date of first purchase. Warranty coverage is subject to other terms and conditions. Refer to applicable Warranty and Maintenance Guide for full details.



2026 Corolla Cross Gas

Explore

Build & Price

Competitive Comparison

MODELS

L FWD



PACKAGE
Standard Package

L AWD



PACKAGE
Standard Package

LE FWD



PACKAGE
Standard Package

LE AWD



PACKAGE
Standard Package
• LE Premium AWD

XLE AWD



PACKAGE
Standard Package

AVAILABLE EXTERIOR COLOURS

- Soul Red Crystal
- Cypress
- Celestite

- Sonic Silver Metallic
- Jet Black Mica

- Cavalry Blue
- Wind Chill Pearl

AVAILABLE INTERIOR COLOURS

- Black Cloth
- Portobello SofTex®

- Black SofTex®

- Grey Cloth

2026 Corolla Cross Gas

Explore

 Build & Price

Competitive Comparison

OPTIONAL PACKAGES

COROLLA CROSS LE AWD

LE PREMIUM AWD

- Power Slide / Tilt Moonroof
- 18" Alloy Wheels
- Wireless Charger
- Roof Rails
- Remove: 17" Alloy Wheels
- P225/55R18
- 10.5" Toyota Multimedia w/ Service/Safety Connect (min 5yr trial), Remote Con.(3yr trial), Drive Con. capable (Sub. Required)

2026 Corolla Cross Gas

Explore

Build & Price

Competitive Comparison

STANDARD SPECIFICATIONS

● Standard — Not Available ^ Available

L FWD

L AWD

LE FWD

LE AWD

XLE AWD

EXTERIOR

EXTERIOR

Front & Rear Splash Guards	●	●	●	●	●
Rear Spoiler	●	●	●	●	●
Power Slide / Tilt Moonroof	-	-	-	^	●
Roof Rails	-	-	-	^	●
Rear Bumper Protector	-	-	-	-	●

EXTERIOR LIGHTING

Bi-Beam LED Headlamps	●	●	●	●	-
LED Rear Combination Lamps	●	●	●	●	-
Fog Lamps	-	-	-	-	●
Premium LED Rear Combination Lamps	-	-	-	-	●
Premium Bi-LED Headlamps	-	-	-	-	●

EXTERIOR MIRRORS

Power-Adjustable Heated Exterior Mirrors	●	●	●	●	●
Integrated Signal Lamps	-	-	●	●	●

TIRES

Temporary Spare Tire	●	●	●	●	●
P215/65R17	●	●	●	●	-
T155/80D17	●	●	●	●	●
P225/55R18	-	-	-	^	●

WHEELS

17" Steel Wheels	●	●	-	-	-
17" Alloy Wheels	-	-	●	●	-
Wheel Locks	-	-	●	●	●
18" Alloy Wheels	-	-	-	^	●
Remove: 17" Alloy Wheels	-	-	-	^	-

WIPERS

Rear Window Wiper	●	●	-	-	-
Variable Intermittent Wipers	-	-	●	●	●
Intermittent Rear Window Wiper	-	-	●	●	●

INFOTAINMENT

AUDIO

2026 Corolla Cross Gas

Explore

Build & Price

Competitive Comparison

STANDARD SPECIFICATIONS

● Standard — Not Available ^ Available

	L FWD	L AWD	LE FWD	LE AWD	XLE AWD
Shark Fin Antenna	●	●	●	●	●

TOYOTA MULTIMEDIA

Wireless Apple CarPlay Compatibility	●	●	●	●	●
Wireless Android Auto Compatibility	●	●	●	●	●
8" Toyota Multimedia w/ Service/Safety Connect (min 5yr trial), Remote/Drive Connect capable (Sub. Required)	●	●	-	-	-
8" Toyota Multimedia w/ Service/Safety Connect (min 5yr trial), Remote Con.(3yr trial), Drive Con. capable (Sub. Required)	-	-	●	●	-
10.5" Toyota Multimedia w/ Service/Safety Connect (min 5yr trial), Remote Con.(3yr trial), Drive Con. capable (Sub. Required)	-	-	-	^	-
10.5" Toyota Multimedia w/ Service/Safety Connect (min. 5 yr trial), Remote/Drive Connect (3yr trial)	-	-	-	-	●

INTERIOR

CLIMATE CONTROL

Cabin Air Filter	●	●	●	●	●
Manual Air Conditioning	●	●	-	-	-
Single-zone Automatic Climate Control	-	-	●	●	-
Dual-zone Automatic Climate Control	-	-	-	-	●

INSTRUMENTATION

7" Digital Gauge Cluster	●	●	●	●	-
12.3" Digital Gauge Cluster	-	-	-	-	●

INTERIOR MIRRORS

Day and Night Mechanical Rear View Mirror	●	●	●	●	-
Auto-Dimming Rear View Mirror	-	-	-	-	●

SEATS

Fabric Seats	●	●	●	●	-
Heated Front Seats	●	●	●	●	●
Rear Foldable 60/40 Seats	●	●	●	●	●
Driver Seat Manual Adjustable Recline/Incline, Driver Seat Manual Adjustable Height, Driver Seat Manual Adjustable Fore/Aft	●	●	●	●	-
Passenger Seat Manual Adjustable Recline, Passenger Seat Manual Adjustable	●	●	●	●	●
8-way Power Adjustable Drivers Seat	-	-	-	-	●
SoffTex Seats	-	-	-	-	●
Heated Rear Seats	-	-	-	-	●
Driver Lumbar Support	-	-	-	-	●

STEERING WHEEL

2026 Corolla Cross Gas

Explore

Build & Price

Competitive Comparison

STANDARD SPECIFICATIONS

● Standard — Not Available ^ Available

	L FWD	L AWD	LE FWD	LE AWD	XLE AWD
Tilt & Telescopic Steering Wheel	●	●	●	●	●
Leather-Wrapped Heated Steering Wheel	-	-	●	●	●

STORAGE

Passenger Seatback Pockets	●	●	●	●	●
----------------------------	---	---	---	---	---

TRIM

Rear Coat Hook	●	●	●	●	●
Leather Wrapped Shift Knob	-	-	-	-	●

WINDOWS

Rear Window Defroster	●	●	●	●	●
Power Windows with Auto Up/Down for All Windows	●	●	●	●	●
Rear Privacy Glass	-	-	●	●	●

TRUNK/CARGO

Tonneau Cover	-	-	●	●	●
---------------	---	---	---	---	---

POWERTRAIN & MECHANICAL

BRAKES

Rear Disc Brakes	●	●	●	●	●
Electric Parking Brake (EPB)	●	●	●	●	●
Front Disc Brakes	●	●	●	●	●

ENGINE

Dual Variable Valve Timing with intelligence (VVT-i)	●	●	●	●	●
Stop and Start Engine System (S&S)	●	●	●	●	●
Variable Valve Timing with Intelligence Electrically Driven on Intake Cam (VVT-iE)	●	●	●	●	●
Variable Valve Timing with Intelligence on Exhaust Cam (VVT-i)	●	●	●	●	●
2.0 Litre 4-cylinder DOHC 16-Valve	●	●	●	●	●

MECHANICAL FEATURES

Hill-start Assist Control (HAC)	●	●	●	●	●
---------------------------------	---	---	---	---	---

STEERING MECHANICAL

Electric Power Steering (EPS)	●	●	●	●	●
-------------------------------	---	---	---	---	---

SUSPENSION

Independent Macpherson Strut Front Suspension	●	●	●	●	●
Torsion beam type rear suspension	●	-	●	-	-
Front and Rear Stabilizer Bar	●	●	●	●	●

2026 Corolla Cross Gas

Explore

Build & Price

Competitive Comparison

STANDARD SPECIFICATIONS

	L FWD	L AWD	LE FWD	LE AWD	XLE AWD
Independent Double Wishbone Rear Suspension	-	●	-	●	●

TRANSMISSION

Sequential Shift Mode	●	●	●	●	●
Continuously Variable Transmission (CVT)	●	●	●	●	●

SAFETY & CONVENIENCE

CONVENIENCE

Front Assist Grips	●	●	●	●	●
Rear Assist Grips	●	●	●	●	●
Remote Keyless Entry System	●	●	●	●	●
12Volt Accessory Power Outlet	●	●	●	●	●
Front & Rear Cup Holders	●	●	●	●	-
Sun Visor with Mirror	●	●	-	-	-
Smart Key System w/Push Button Start	-	-	●	●	●
Sun Visor with Mirror and Lamp	-	-	●	●	●
Wireless Charger	-	-	-	^	●
2 Front Cup Holders, 4 Rear Cup Holders	-	-	-	-	●
Power Back Door	-	-	-	-	●

SAFETY

Driver Knee Airbag	●	●	●	●	●
Front Seat Side Airbags	●	●	●	●	●
Rear Seat Side Airbags	●	●	●	●	●
Backup Camera	●	●	●	●	-
Driver & Passenger Airbag Supplemental Restraint System (SRS)	●	●	●	●	●
Front Passenger Seat Cushion Airbag	●	●	●	●	●
Side Curtain Shield Airbags	●	●	●	●	●
Blind Spot Monitoring System (BSM) with Rear Cross Traffic Alert (RCTA) and Safe Exit Alert (SEA)	-	-	●	●	●
Backup Camera with Back Guide Monitor (BGM)	-	-	-	-	●
Intuitive Parking Assist with Auto Braking	-	-	-	-	●

SECURITY

Engine Immobilizer	●	●	●	●	●
Anti-Theft Alarm System	-	-	●	●	●

STAR SAFETY SYSTEM

Star Safety System: Smart Stop Technology, Vehicle Stability Control, Anti-Lock Brakes, Traction Control, Electronic Brake Force Distribution, Brake Assist	●	●	●	●	●
---	---	---	---	---	---

2026 Corolla Cross Gas

Explore

Build & Price

Competitive Comparison

STANDARD SPECIFICATIONS

● Standard — Not Available ^ Available

	L FWD	L AWD	LE FWD	LE AWD	XLE AWD
TOYOTA SAFETY SENSE 3.0					
Automatic High Beam (AHB)	●	●	●	●	●
Lane Tracing Assist (LTA)	●	●	●	●	●
Lane Departure Alert (LDA)	●	●	-	●	●
Dynamic Radar Cruise Control (DRCC)	●	●	●	●	●
Road Sign Assist (RSA)	●	●	●	●	●
Pre-Collision System (PCS)	●	●	●	●	●
Proactive Driving Assist (PDA)	●	●	●	●	●

WARNING

Tire Pressure Monitoring System with Auto Location	●	●	●	●	●
--	---	---	---	---	---

DIMENSIONS

DIMENSIONS

	L FWD	L AWD	LE FWD	LE AWD	XLE AWD
Transmission	CVT	CVT	CVT	CVT	CVT
Drivetrain	FWD	AWD	FWD	AWD	AWD
Number Cylinders	4	4	4	4	4
Body Type	5D	5D	5D	5D	5D
Horsepower (kW)	169 (125)	169 (125)	169 (125)	169 (125)	169 (125)
Fuel Capacity litres (gal.)	47 (12)	50 (13)	47 (12)	50 (13)	50 (13)
Fuel Consumption - City/Highway/Combined L /100km	7.6/7.2/7.4	8.1/7.6/7.8	7.6/7.2/7.4	8.1/7.6/7.8	8.1/7.6/7.8
Fuel Consumption - City/Highway/Combined mpg	37/39/38	35/37/36	37/39/38	35/37/36	35/37/36
Length mm (in.)	4474 (176.1)	4474 (176.1)	4474 (176.1)	4474 (176.1)	4474 (176.1)
Width mm (in.)	1824 (71.8)	1824 (71.8)	1824 (71.8)	1824 (71.8)	1824 (71.8)
Height mm (in.)	1649 (64.9)	1649 (64.9)	1649 (64.9)	1649 (64.9)	1649 (64.9)
Wheelbase mm (in.)	2639 (103.9)	2639 (103.9)	2639 (103.9)	2639 (103.9)	2639 (103.9)
Ground Clearance mm (in.)	208 (8.2)	208 (8.2)	208 (8.2)	208 (8.2)	208 (8.2)
Seating Capacity	5	5	5	5	5
Airbags	9	9	9	9	9
Cargo Capacity L (cu. Ft.)	680 (24)	609 (21.5)	680 (24)	609 (21.5)	609 (21.5)
Gross Vehicle Weight kg (lbs)	1945.91 (4290)	2020.76 (4455)	1945.91 (4290)	2020.76 (4455)	2020.76 (4455)
Towing Capacity kg (lbs.)	680 (1499)	680 (1499)	680 (1499)	680 (1499)	680 (1499)
Payload(GVWR-curb weight) kg (lbs.)	541 (1193)	536 (1182)	541 (1193)	541 (1193)	526 (1160)
Base Curb Weight kg (lbs.)	1405 (3097.5)	1485 (3273.9)	1405 (3097.5)	1480 (3262.8)	1495 (3295.9)
Turning Circle m. (ft.)	5.8 (19)	5.8 (19)	5.8 (19)	5.8 (19)	5.8 (19)
Approach Angle (Degrees)	19	19	19	19	19
Departure Angle (Degrees)	24	24	24	24	24

2026 Corolla Cross Gas

Explore

 Build & Price

Competitive Comparison

STANDARD SPECIFICATIONS

● Standard — Not Available ^ Available

	L FWD	L AWD	LE FWD	LE AWD	XLE AWD
Number of Tires	5	5	5	5	5
Front Tread mm (in.)	1566 (61.6)	1566 (61.6)	1566 (61.6)	1556 (61.3)	1556 (61.3)
Rear Tread mm (in.)	1580 (62.2)	1568 (61.7)	1580 (62.2)	1552 (61.1)	1552 (61.1)
Total Torque (lb-ft)	151 (200)	151 (200)	151 (200)	151 (200)	151 (200)

2026 Corolla Cross Gas

Explore

Build & Price

Competitive Comparison

IMPORTANT PRODUCT INFORMATION

This page contains information and product warnings for a wide variety of specifications, not all of which will be specifications that come with your selected vehicle.

Global supply issues affecting the automotive manufacturing industry are causing new vehicle delivery delays and inventory of some vehicles may be limited. Please contact your local Toyota dealer for information about availability of your preferred Toyota vehicle.

* Payload Capacity is the calculation of GVWR minus curb weight and should be used for comparison purposes only. The maximum amount of passenger and cargo weight your vehicle can carry is the Load Carrying Capacity indicated on the label(s) on the driver's doorjamb.

** Due to supply chain shortages, until further notice certain 2023 models equipped with the Digital Display Rear View Mirror will be built with the Auto-Dimming Mirror instead. Please reach out to a Toyota dealership for more details.

*Soul Red Crystal and Soul Red are trademarks of Mazda Motor Corporation.

Connected Services (general mentions)

Driving while distracted can result in loss of vehicle control. Some features may be locked out while the vehicle is in gear. To reduce risk of accident while driving, exercise care when using the systems (even with the voice commands) and obey all local laws concerning use of the systems while driving (as some laws prohibit the use of electronic devices while operating a vehicle). Once the Connected Services by Toyota trial subscription expires, paid enrollment is required. Apple CarPlay, iPhone and Siri are trademarks of Apple Inc. Android Auto and Google Assistant are trademarks of Google LLC. A compatible customer phone pairing is required and customers are responsible for all data charges. Services are dependent upon connection to a compatible wireless network, provided by a third-party wireless service provider. Toyota is not responsible for cellular network discontinuance and will not provide compensation for reduced service availability.

Remote Connect. Use only if aware of circumstances surrounding vehicle and it is legal and safe to do so (e.g., do not remotely start engine if vehicle is in an enclosed space or vehicle is occupied by a child). Remote Connect depends on factors outside of Toyota's control, including an operative telematics device, a cellular connection, GPS signal, and the availability of a compatible wireless network, without which system functionality and availability may be limited or precluded. Digital Key also requires Bluetooth connectivity. Service may vary by vehicle and region. Requires app download and registration/subscription after trial (if applicable). Terms of Use apply. Data charges may apply. Remote start /stop not available on manual transmission-equipped vehicles. Services subject to change at any time without notice.

Safety Connect depends on factors outside of Toyota's control, including an operative telematics device, a cellular connection, GPS signal, and the availability of a compatible wireless network, without which system functionality and availability may be limited or precluded, including access to response center and emergency support. Stolen vehicle police report required to use Stolen Vehicle Locator. Automatic Collision Notification activates only in limited circumstances. Requires app download/registration and subscription after trial (if applicable). Service subject to change at any time without notice. Terms of Use apply. Service may vary by vehicle and region. See usage precautions and service limitations in Owner's Manual.

Drive Connect services not available in every city or roadway.

Service Connect information provided is based on the last time data was collected from the vehicle and is not real time data. Service Connect is not renewable as a stand-alone service and requires a subscription to any of Safety Connect, Remote Connect or Drive Connect upon trial expiration.

Birds Eye Camera: Cold weather and other environmental factors may limit system. Operates at low speed or when parked. Do not rely exclusively on the system as it is not intended to replace safe attentive operation of the vehicle. You should also look around outside your vehicle, over your shoulder and use your mirrors to confirm clearance.

Qi Wireless charging: Qi wireless charging may not be compatible with all mobile phones, MP3/WMA players and like models. When using the wireless charging system avoid placing metal objects between the wireless charger and the mobile device when charging is active. Doing so may cause metal objects to become hot and could cause burns.

Towing Capability: Before towing, confirm your vehicle and trailer are compatible, hooked up and loaded properly and that you have any necessary additional equipment. Do not exceed any Weight Ratings and follow all instructions in your Owner's Manual. The maximum you can tow depends on base curb weight plus the total weight of any cargo, occupants, and added vehicle equipment. "Added vehicle equipment" includes additional standard/optional equipment and accessories added by the manufacturer, dealers, and /or vehicle owners. The only way to be certain of your vehicle's exact curb weight is to weigh your vehicle without passengers or cargo. Installation of a tow hitch receiver or other accessories located near the rear bumper may require disabling or removing the kick sensor, and the sensor operation setting in your vehicle should be turned off. See Owner's Manual for limitations.

Toyota Safety Sense (TSS): Drivers should always be responsible for their own safe driving. Please always pay attention to your surroundings and drive safely. Depending on the conditions of roads, vehicles, weather, etc., the TSS systems may not work as intended.

Pre-Collisions System with Pedestrian & Bicyclist Detection: The TSS Pre-Collision System is designed to help avoid or reduce the impact speed and damage in certain frontal collisions only. The Pedestrian and Bicycle Detection system is designed to detect a pedestrian and bicyclist ahead of the vehicle, determine if impact is imminent and help reduce impact speed. It is not a substitute for safe and attentive driving. System effectiveness depends on many factors, such as speed, size and position of pedestrians and bicyclists, driver input and weather, light and road conditions. Do not overly rely on the Intuitive Intersection Support system. Always visually confirm that it is safe to proceed. System may not operate depending on the traffic conditions and intersection configuration. Intersection Support will NOT detect pedestrians crossing the road in the same direction as the vehicle. Emergency Steering Assist may not operate if an oncoming vehicle or an obstacle that would prevent a safe evasive manoeuvre are detected.

Automatic High Beam: Automatic High Beam system operates at speeds above approximately 34 km/h. Factors such as a dirty windshield, variable weather, lighting conditions and hilly terrain will limit effectiveness, requiring the driver to manually turn it off.

Lane Departure Alert with Steering Assist: Lane Departure Alert with Steering Assist is designed to read lane markers under certain conditions and provide visual and audible alerts and slight steering force when lane departure is detected. It is not a collision-avoidance system or a substitute for safe and attentive driving.

Dynamic Radar Cruise Control: Dynamic Radar Cruise Control is designed to assist the driver and is not a collision-avoidance system or a substitute for safe and attentive driving practices. System effectiveness depends on many factors such as weather, traffic and road conditions.

Lane Tracing (Trace) Assist (LTA): Lane Tracing (Trace) Assist (LTA) is designed to read visible lane markers and detect other vehicles under certain conditions. When potential lane departure is detected, LTA provides a visual warning and either an audible alert or vibration in the steering wheel and can apply a slight steering force. It is not a collision-avoidance system or a substitute for safe and attentive driving. Effectiveness is dependent on many factors including road, weather and vehicle conditions.

Colours: Not all exterior and interior colour options are available for every model. Some colours are available at an additional cost. Contact your Dealer for more information.

Fuel efficiency estimates: Fuel efficiency estimates were determined using approved Government of Canada Test Methods. Actual fuel consumption will vary based on driving habits and other factors.

Blind Spot Monitor System and Rear Cross-Traffic Alert System: Do not rely exclusively on the Blind Spot Monitor System and Rear Cross-Traffic Alert System. They are not collision-avoidance systems or substitutes for safe and attentive driving. Short Range Key Fob Remote Start: Active DCM required. DCM is active during connected services trial periods or with a paid subscription for connected services. Waiving your connected services will deactivate the DCM.

Details on the above features can be found in the Owner's Manuals (available on-line at toyota.ca) or through your local Toyota Dealer and pertains specifically to vehicles sold in Canada at authorized Toyota dealerships only. Every effort has been made to ensure the specifications and equipment described are accurate based on information available at time of creation of this Product Summary. In some cases, certain changes in production capacity, standard equipment, options or product delays may occur which would not be automatically reflected in this Product Summary. Toyota Canada Inc. reserves the right to make these changes without notice or obligation. The Toyota website toyota.ca is updated regularly and it or your Toyota Dealer are your best source for up-to-date information.

Date and mileage limitations refer to whichever comes first from the date of first purchase. Warranty coverage is subject to other terms and conditions. Refer to applicable Warranty and Maintenance Guide for full details.